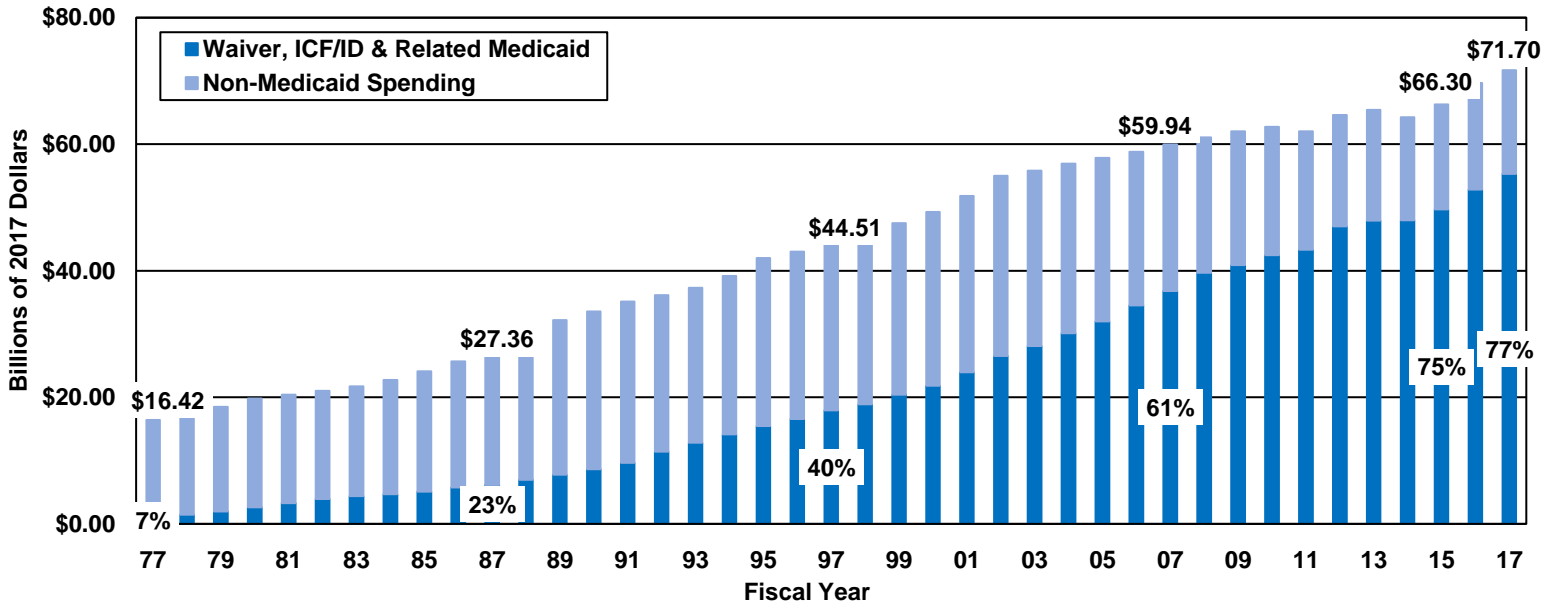
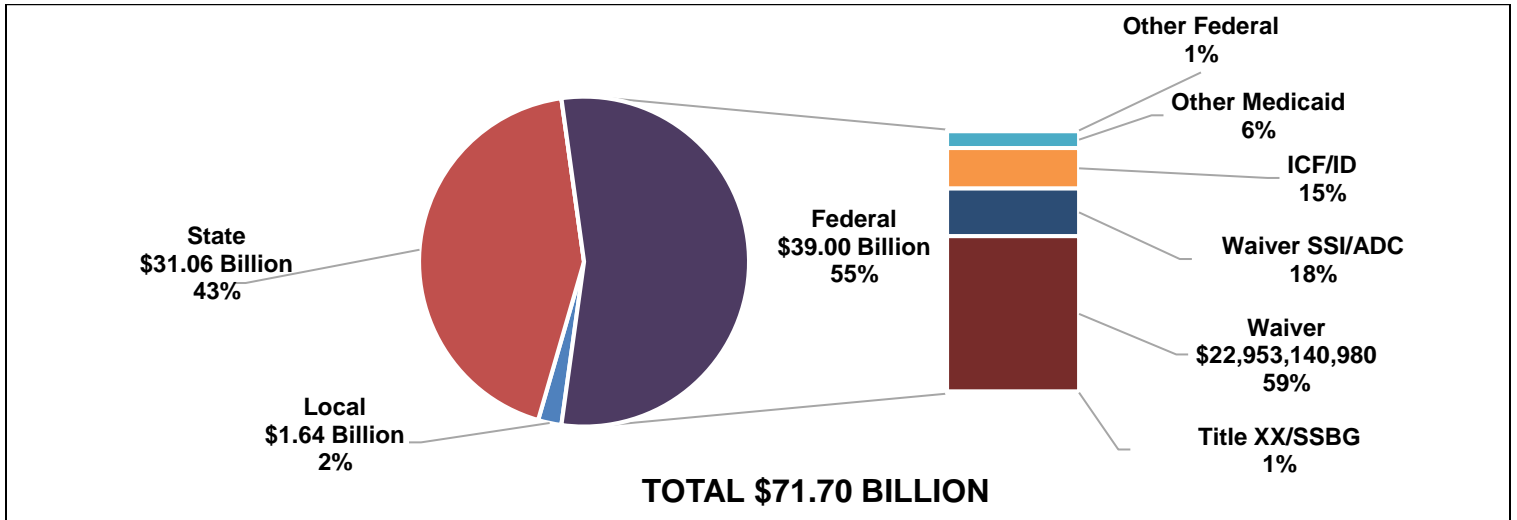


# UNITED STATES

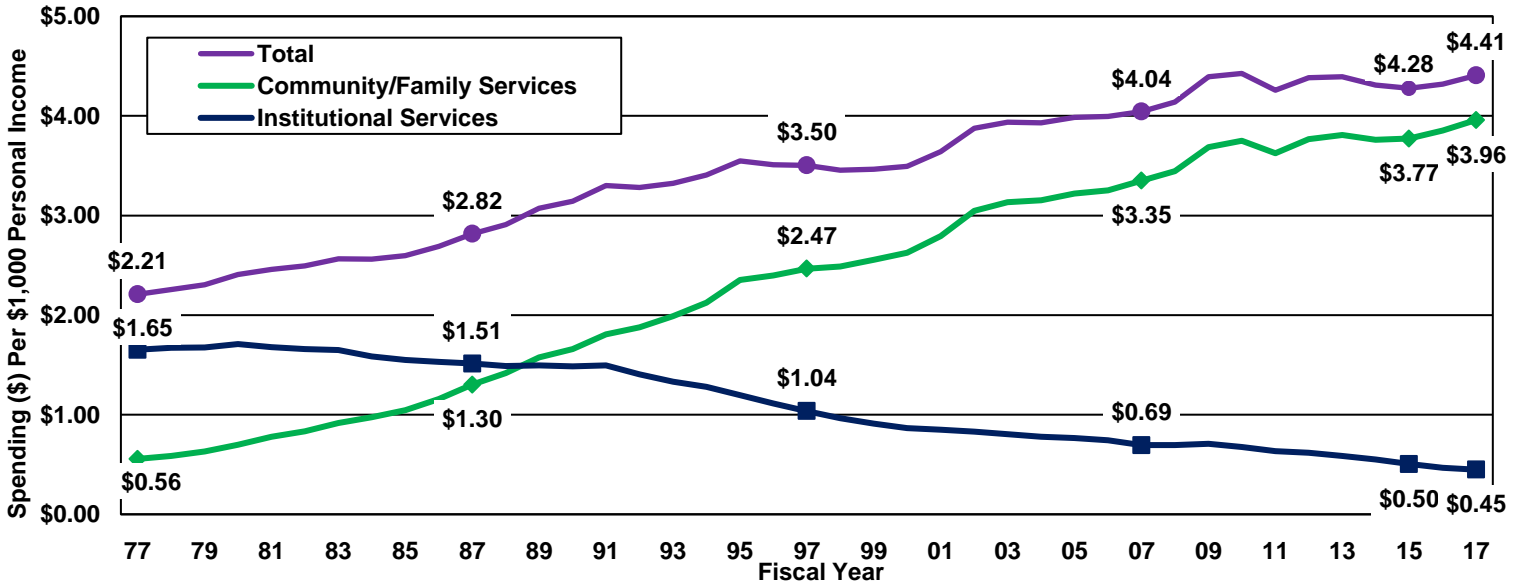
## TOTAL IDD SPENDING FOR SERVICES: FY 1977-2017



## PUBLIC IDD SPENDING BY REVENUE SOURCE: FY 2017



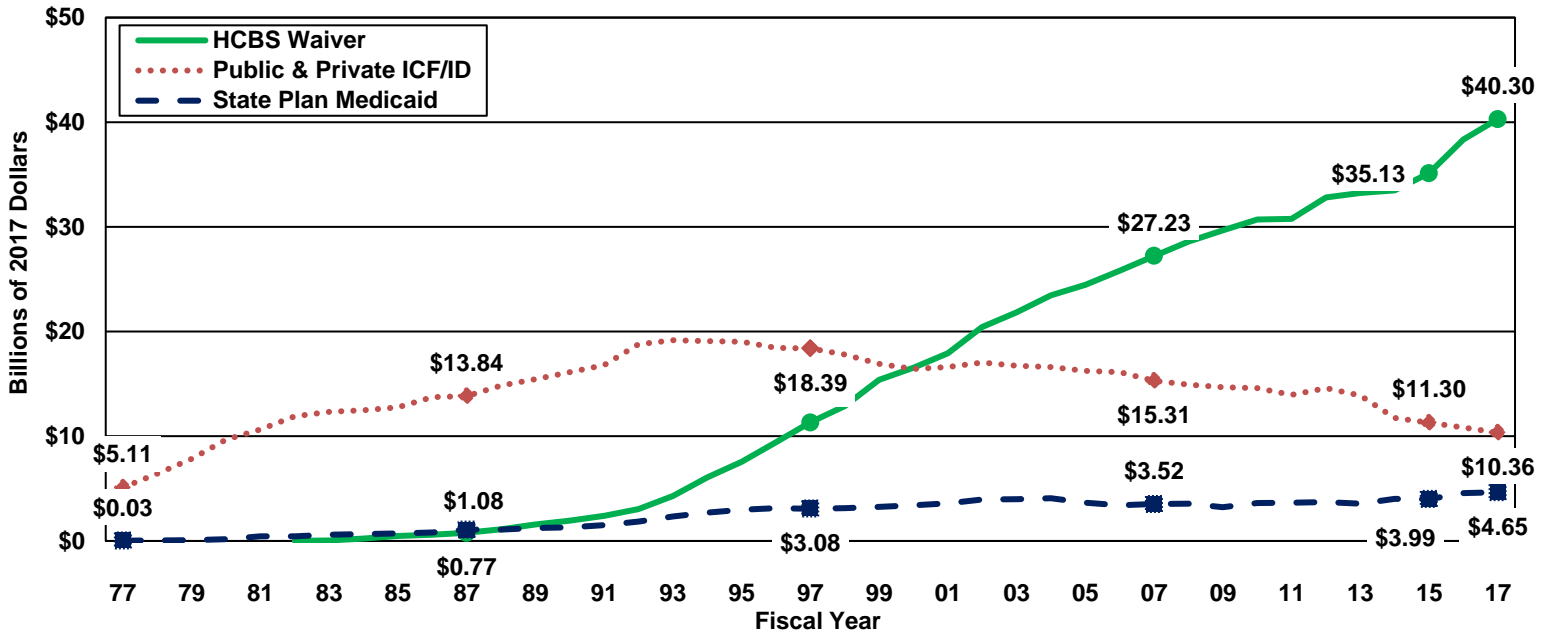
## FISCAL EFFORT FOR IDD SERVICES: FY 1977-2017



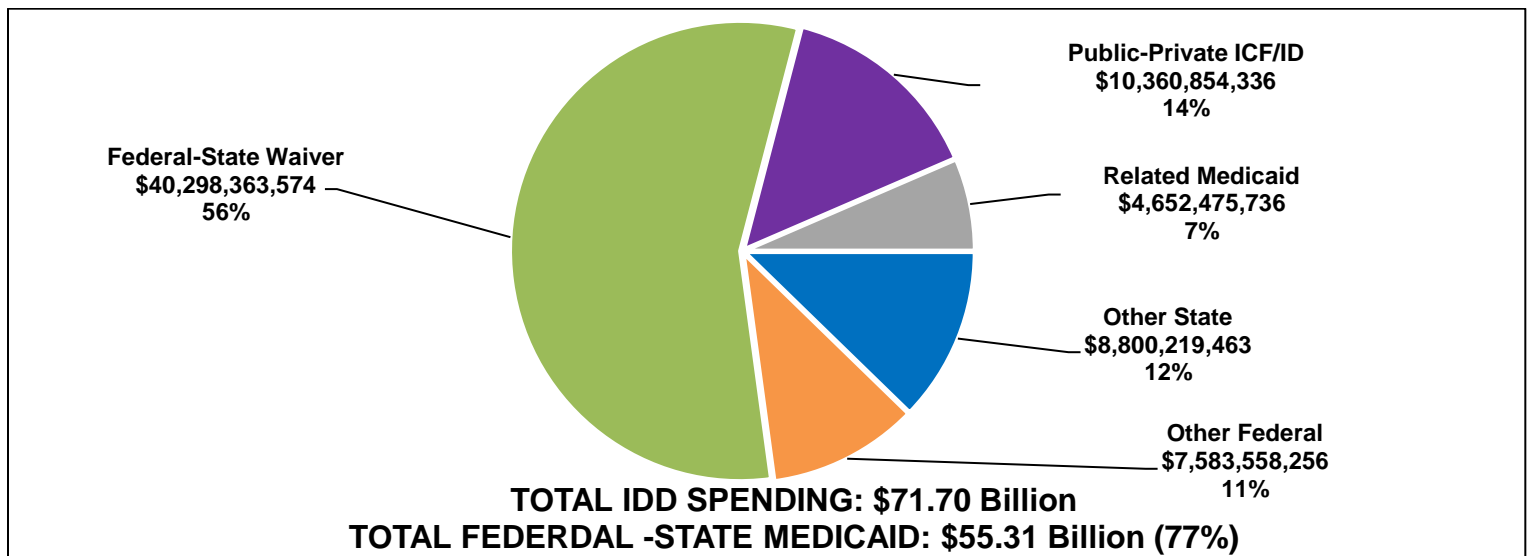
Source: Tanis, E.S., Lulinski, A. & Wu, J., Braddock, D. & Hemp, R. (2020). The State of the States in Intellectual and Developmental Disabilities, Department of Psychiatry, University of Colorado. [www.stateofthestates.org](http://www.stateofthestates.org)

# UNITED STATES

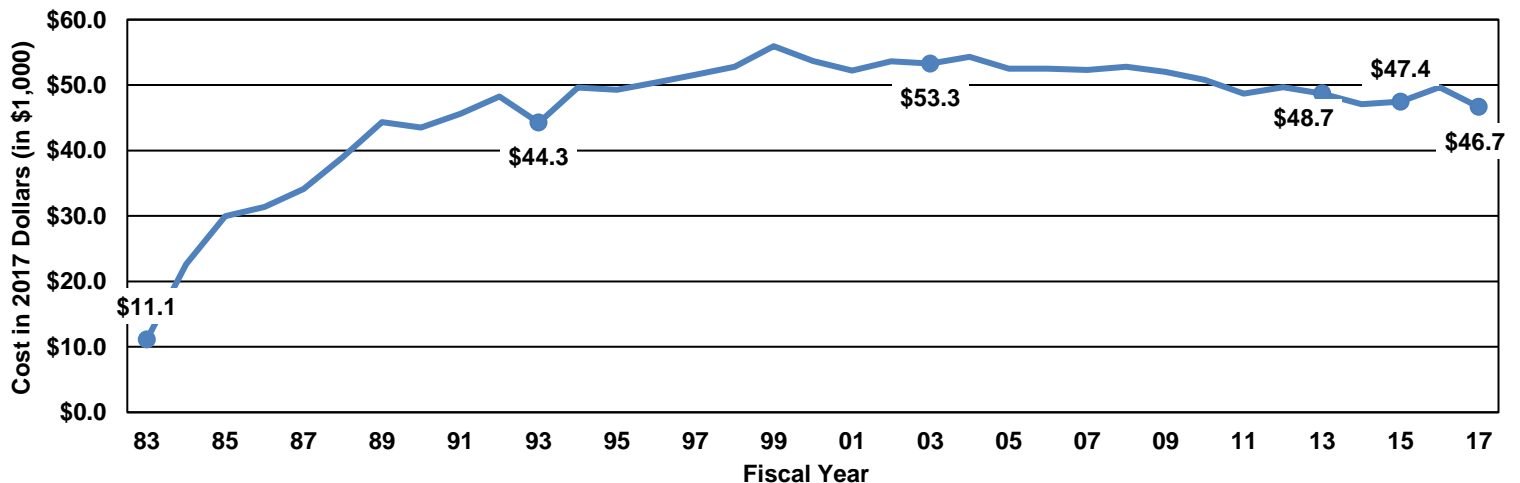
## FEDERAL IDD MEDICAID SPENDING BY REVENUE SOURCE: FY 1977-2017



## FEDERAL-STATE MEDICAID AS A PERCENTAGE OF TOTAL IDD SPENDING IN FY 2017

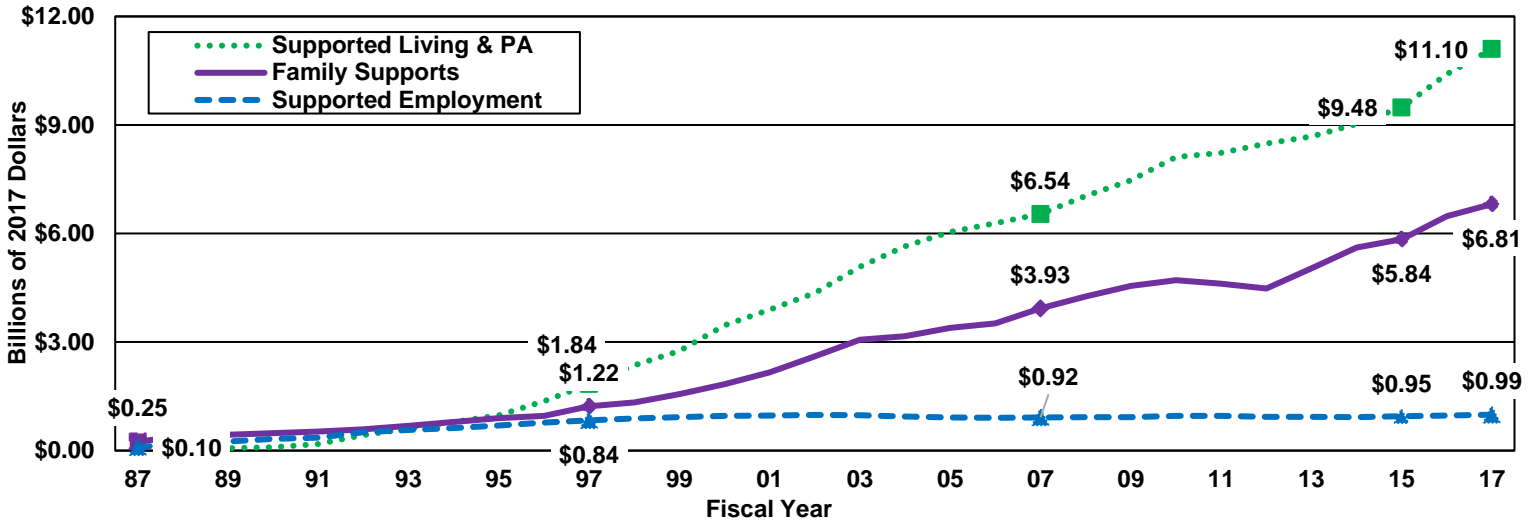


## ANNUAL WAIVER COST PER PARTICIPANT

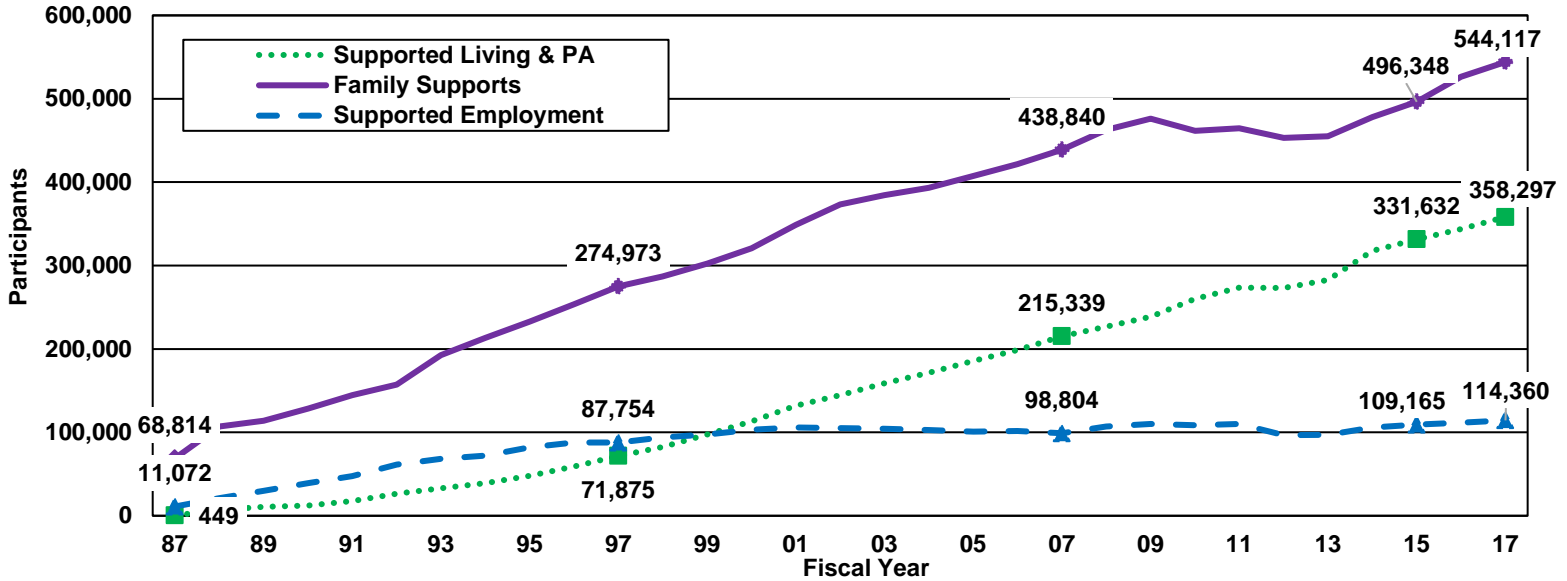


# UNITED STATES

## INDIVIDUAL AND FAMILY SUPPORT SPENDING: FY 1987-2017

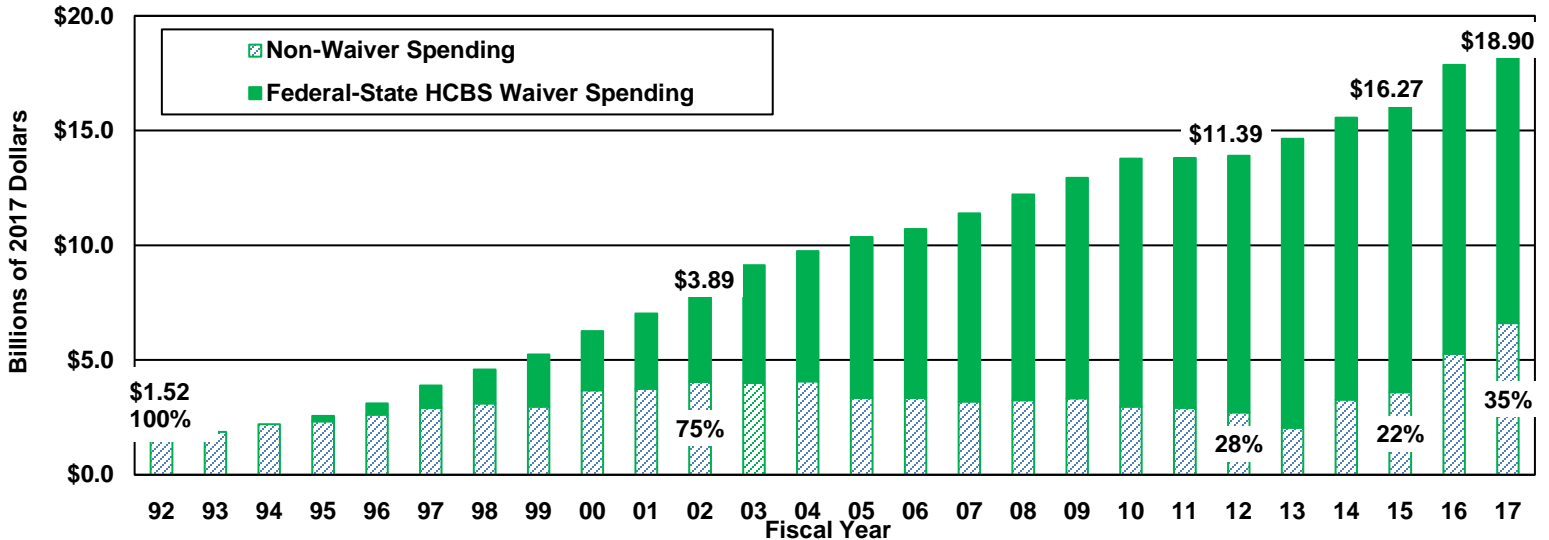


## INDIVIDUAL AND FAMILY SUPPORT PARTICIPANTS: FY 1987-2017



\* Not include 43,330 follow-along workers in 2016 and 41,068 follow-along workers in 2017.

## INDIVIDUAL AND FAMILY SUPPORT BY REVENUE SOURCE: FY 1992-2017

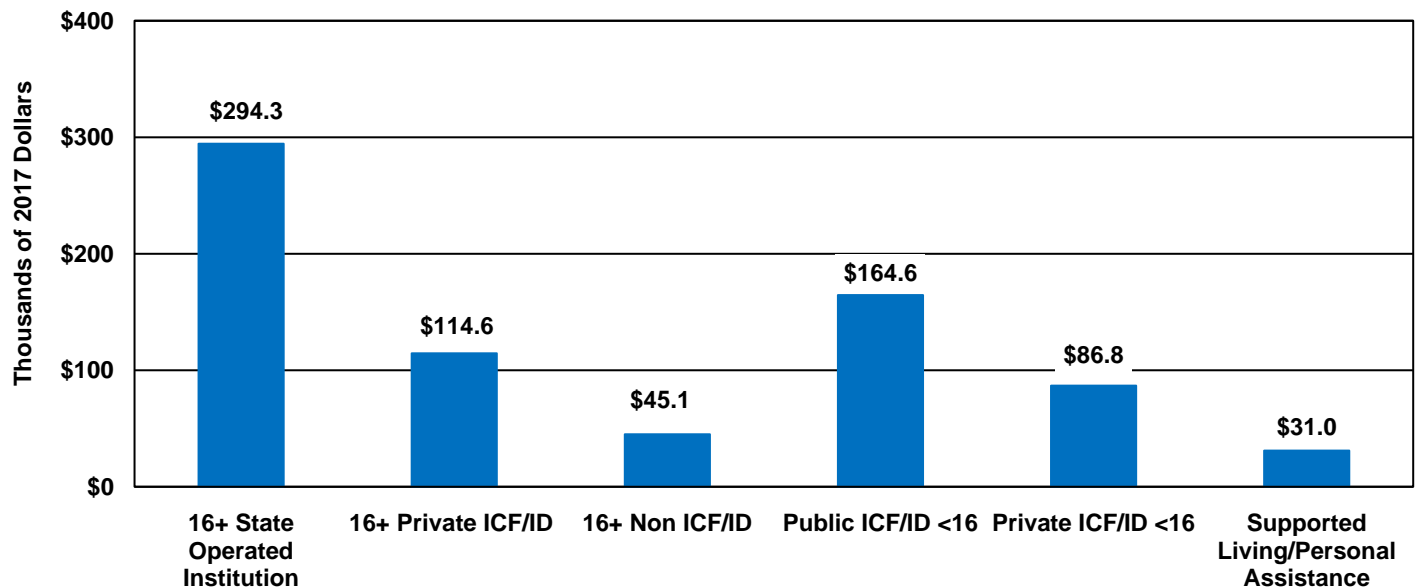


# UNITED STATES

## PERSONS SERVED BY SETTING: FY 2007-2017

	2007	2008	2009	2010	2011	2012	2013	2014	2015	2016	2017
<b>TOTAL</b>	<b>556,804</b>	<b>558,080</b>	<b>571,117</b>	<b>593,192</b>	<b>608,010</b>	<b>621,961</b>	<b>622,721</b>	<b>662,253</b>	<b>676,824</b>	<b>693,733</b>	<b>707,931</b>
<b>16+ PERSONS</b>	<b>98,191</b>	<b>94,693</b>	<b>91,059</b>	<b>86,632</b>	<b>83,836</b>	<b>83,804</b>	<b>76,649</b>	<b>74,285</b>	<b>72,223</b>	<b>69,870</b>	<b>64,672</b>
Nursing Facilities	33,232	32,472	32,164	31,341	31,248	33,418	29,486	30,115	30,923	31,694	28,370
State Institutions	37,057	35,331	33,451	31,494	29,325	26,908	24,392	22,637	20,777	19,539	18,431
Private ICF/ID	20,770	19,618	18,812	18,266	17,770	18,456	18,027	17,517	16,790	15,789	15,280
Other Residential	7,132	7,273	6,631	5,531	5,494	5,022	4,744	4,016	3,734	2,849	2,592
<b>7-15 PERSONS</b>	<b>58,867</b>	<b>58,802</b>	<b>57,389</b>	<b>53,209</b>	<b>53,564</b>	<b>54,201</b>	<b>53,442</b>	<b>52,330</b>	<b>51,971</b>	<b>52,320</b>	<b>52,017</b>
Public ICF/ID	1,695	1,469	1,435	1,407	1,392	1,363	1,337	1,308	1,265	1,354	1,308
Private ICF/ID	19,315	19,084	19,169	19,180	19,351	18,973	18,777	18,104	17,624	17,094	16,844
Other Residential	37,857	38,250	36,785	32,622	32,821	33,865	33,327	32,918	33,082	33,872	33,865
<b>≤6 PERSONS</b>	<b>399,746</b>	<b>404,584</b>	<b>422,670</b>	<b>453,351</b>	<b>470,610</b>	<b>483,956</b>	<b>492,631</b>	<b>535,638</b>	<b>552,630</b>	<b>571,543</b>	<b>591,242</b>
Public ICF/ID	1,108	313	350	221	194	211	238	249	263	339	334
Private ICF/ID	20,443	20,257	20,063	23,356	22,988	22,833	22,846	23,102	23,087	22,619	22,853
Supported Living	215,339	226,691	238,534	260,289	273,466	273,126	282,950	317,845	331,632	343,620	358,297
Other Residential	162,856	157,323	163,723	169,485	173,961	187,786	186,597	194,443	197,647	204,965	209,759

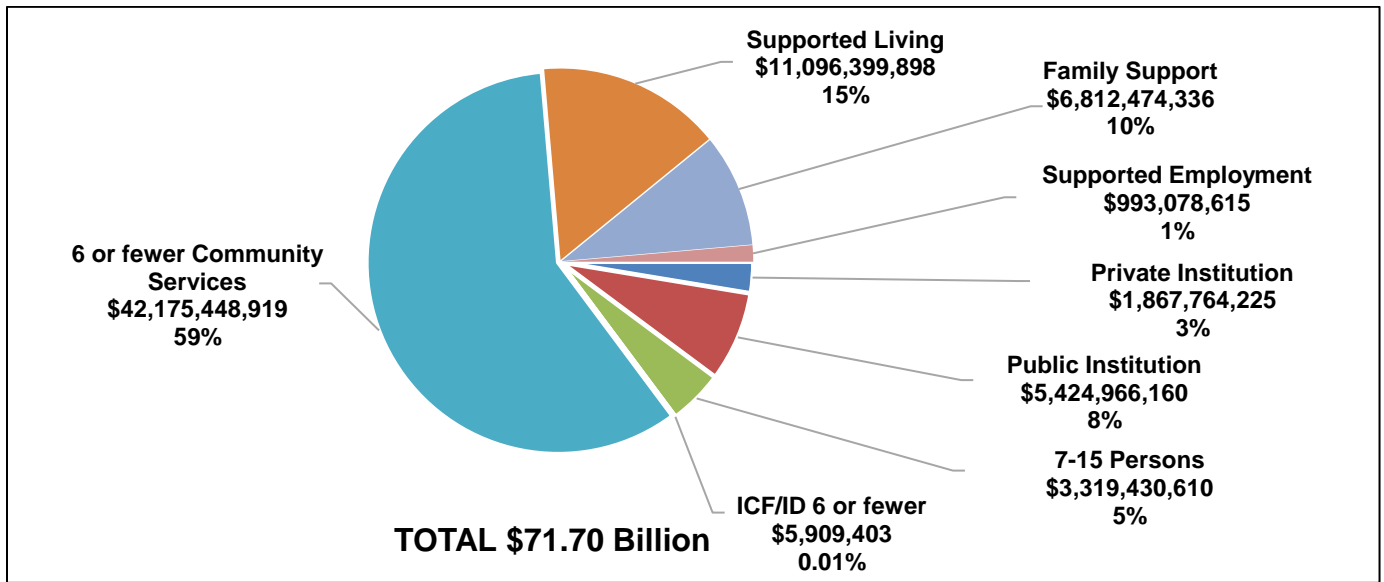
## ANNUAL COST OF CARE BY RESIDENTIAL SETTING: FY 2017



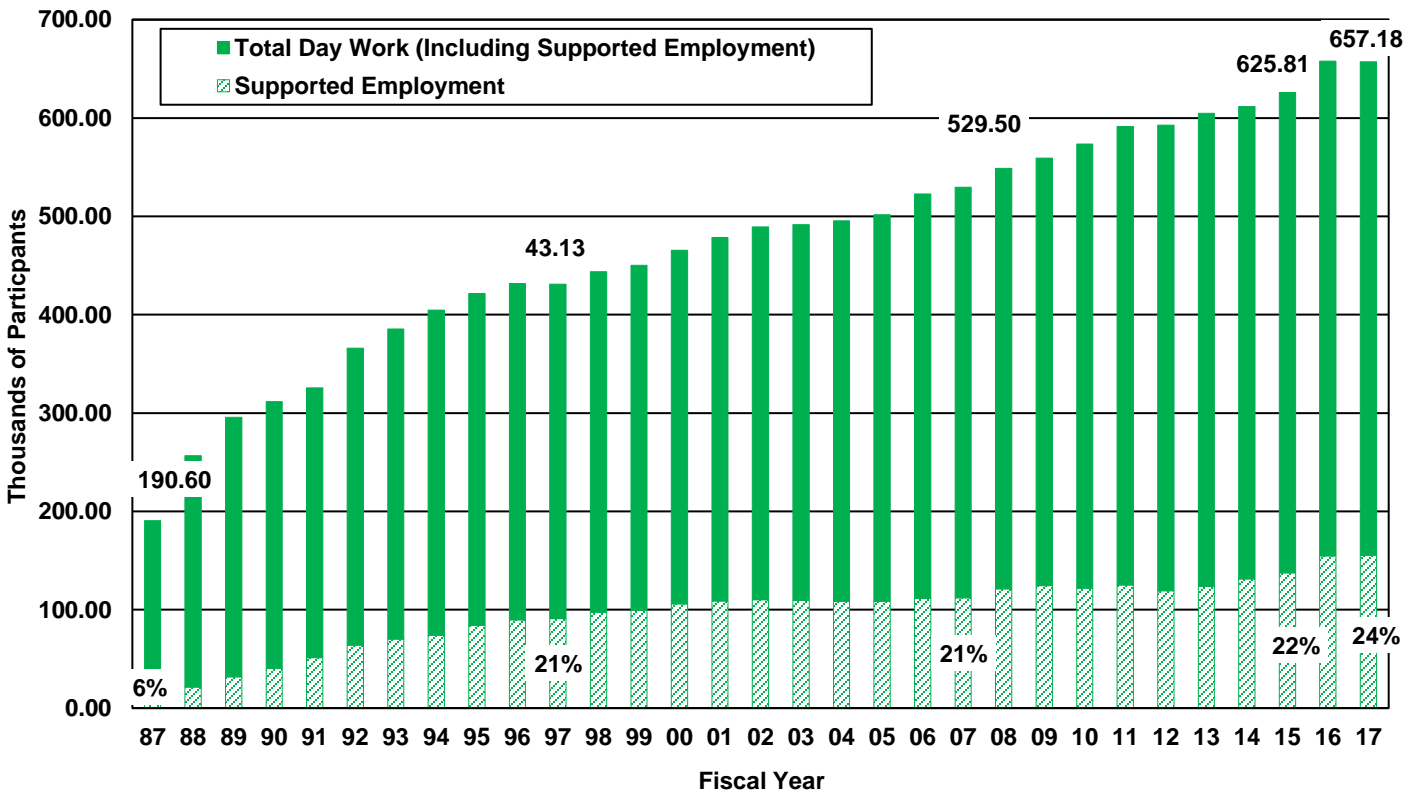
Source: Tanis, E.S., Lulinski, A. & Wu, J., Braddock, D. & Hemp, R. (2020). The State of the States in Intellectual and Developmental Disabilities, Department of Psychiatry, University of Colorado. [www.stateofthestates.org](http://www.stateofthestates.org)

**UNITED STATES**

**IDD EXPENDITURES AS A PERCENTAGE OF TOTAL SPENDING BY CATEGORY: FY 2017**



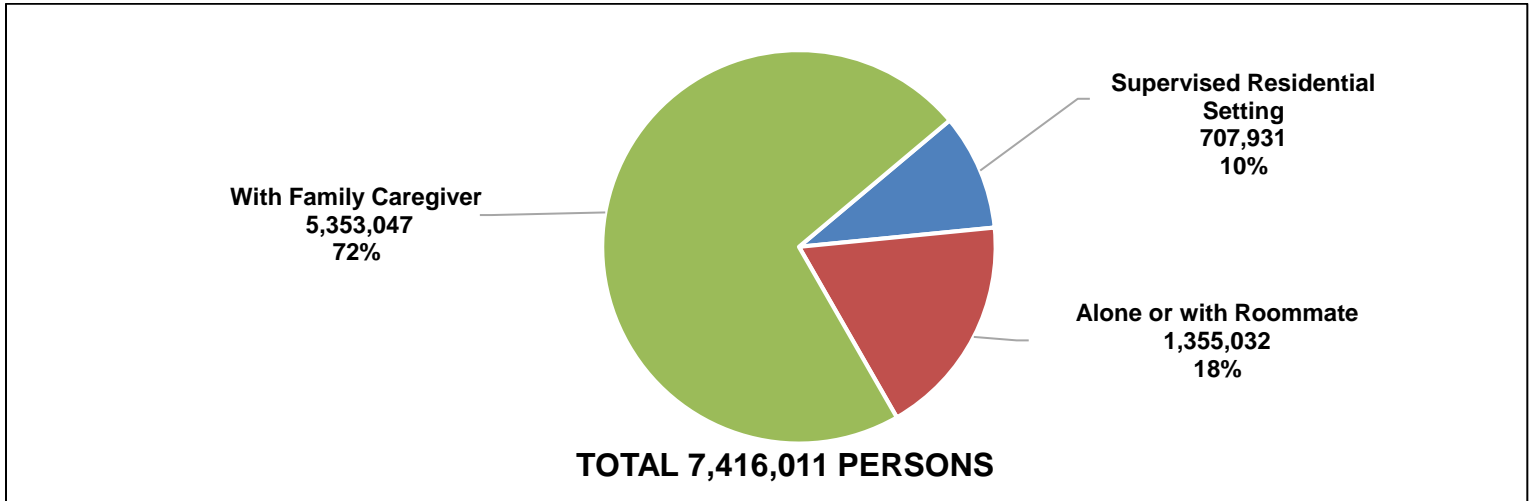
**TOTAL DAY WORK AND SUPPORTED EMPLOYMENT PARTICIPANTS: FY 1987-2017**



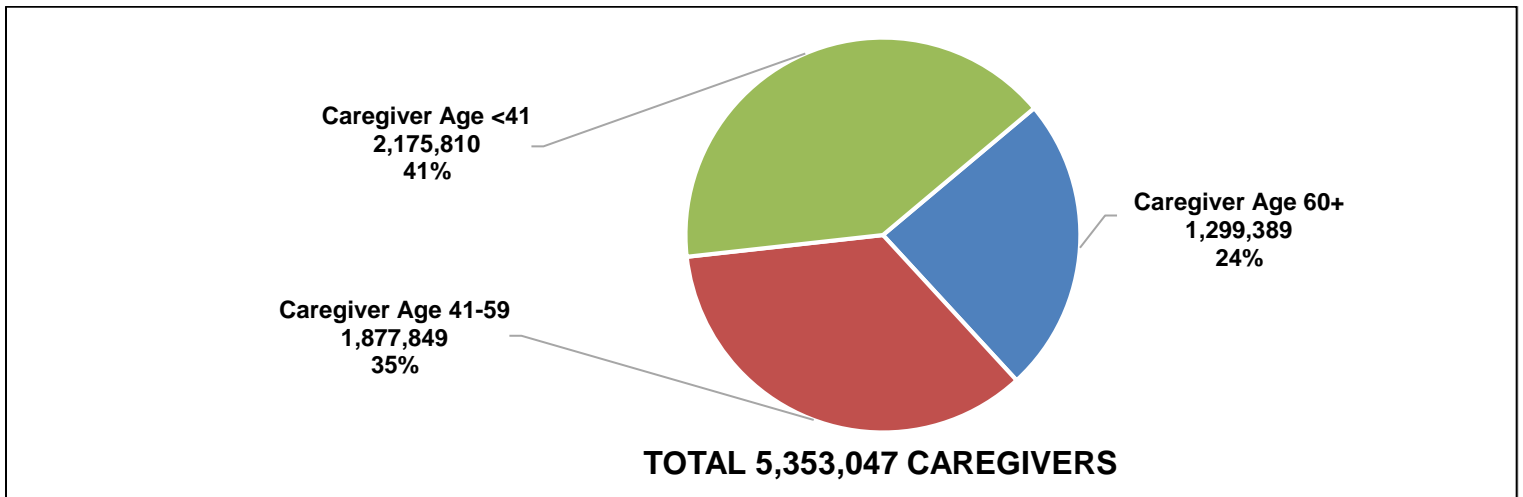
Source: Tanis, E.S., Lulinski, A. & Wu, J., Braddock, D. & Hemp, R. (2020). The State of the States in Intellectual and Developmental Disabilities, Department of Psychiatry, University of Colorado. [www.stateofthestates.org](http://www.stateofthestates.org)

**UNITED STATES**

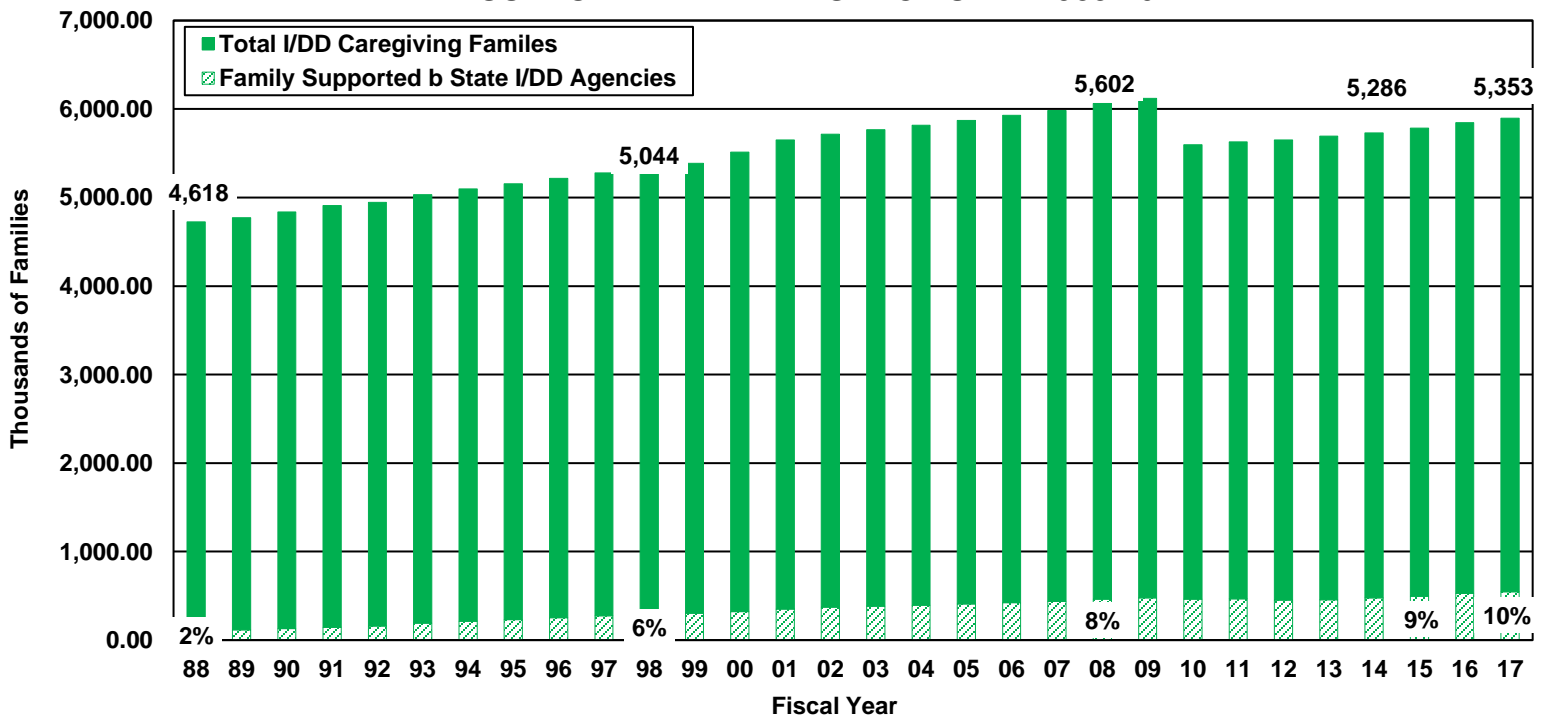
**ESTIMATED NUMBER OF INDIVIDUALS WITH IDD BY LIVING ARRANGEMENT: FY 2017**



**ESTIMATED NUMBER OF INDIVIDUALS WITH IDD BY AGE GROUP LIVING WITH FAMILY CAREGIVERS: FY 2017**



**ESTIMATED NUMBER OF IDD CAREGIVING FAMILIES AND FAMILIES SUPPORTED BY IDD AGENCIES: FY 1988-2017**



Source: Tanis, E.S., Lulinski, A. & Wu, J., Braddock, D. & Hemp, R. (2020). The State of the States in Intellectual and Developmental Disabilities, Department of Psychiatry, University of Colorado. [www.stateofthestates.org](http://www.stateofthestates.org)