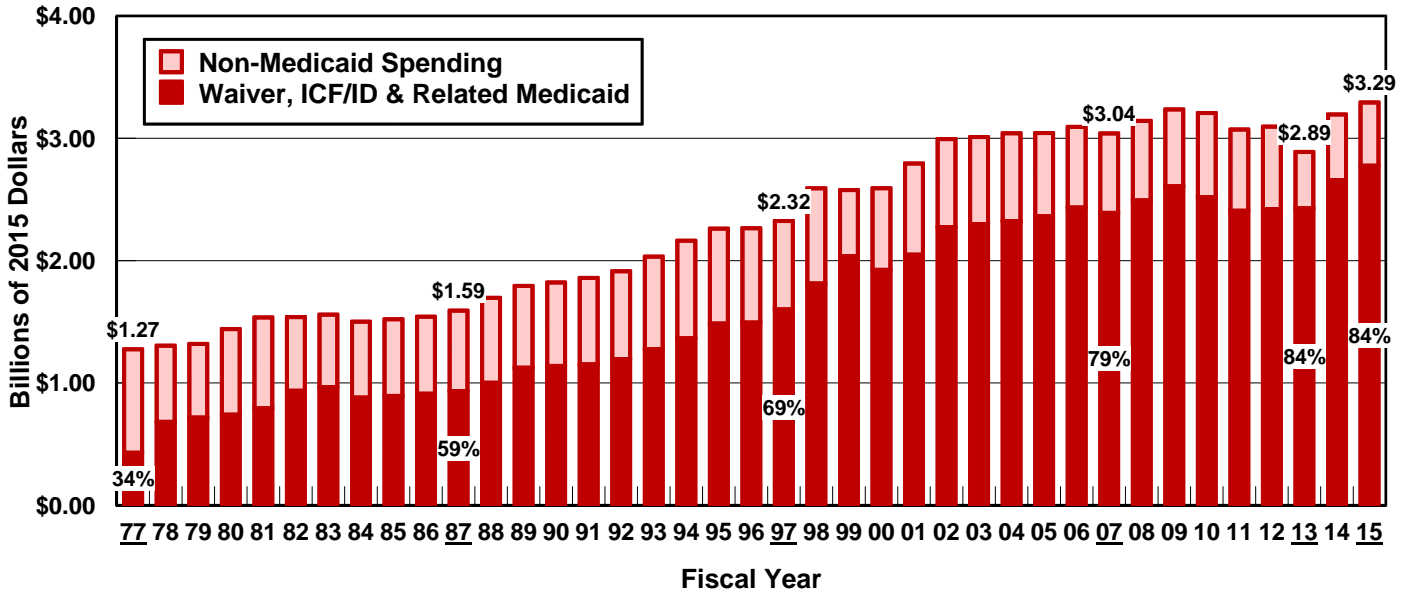
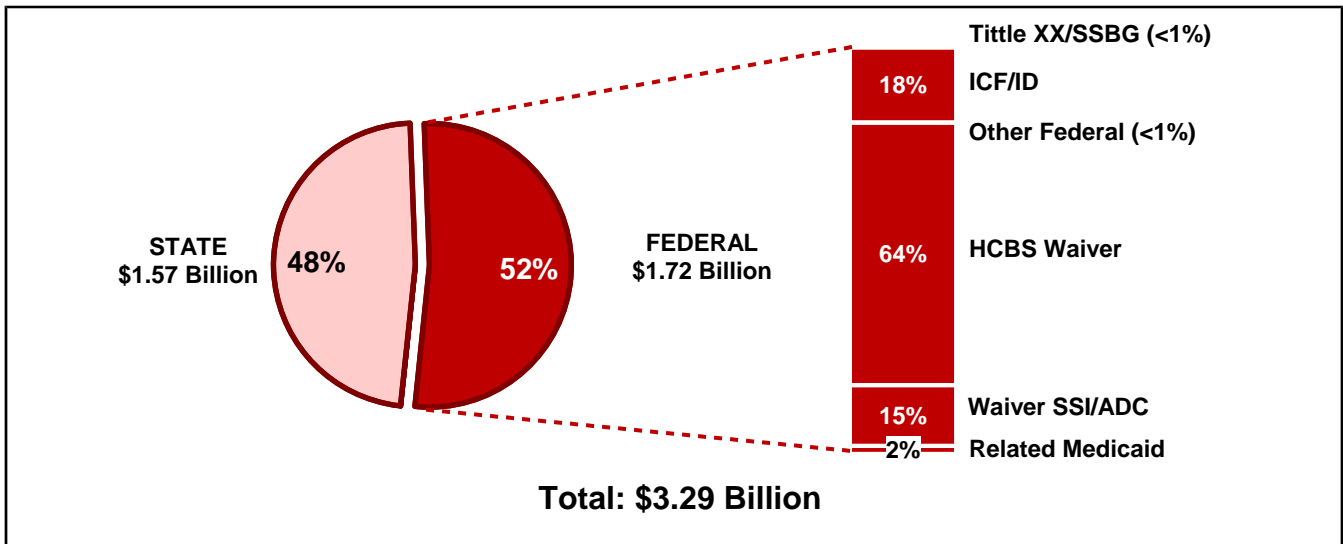


# PENNSYLVANIA

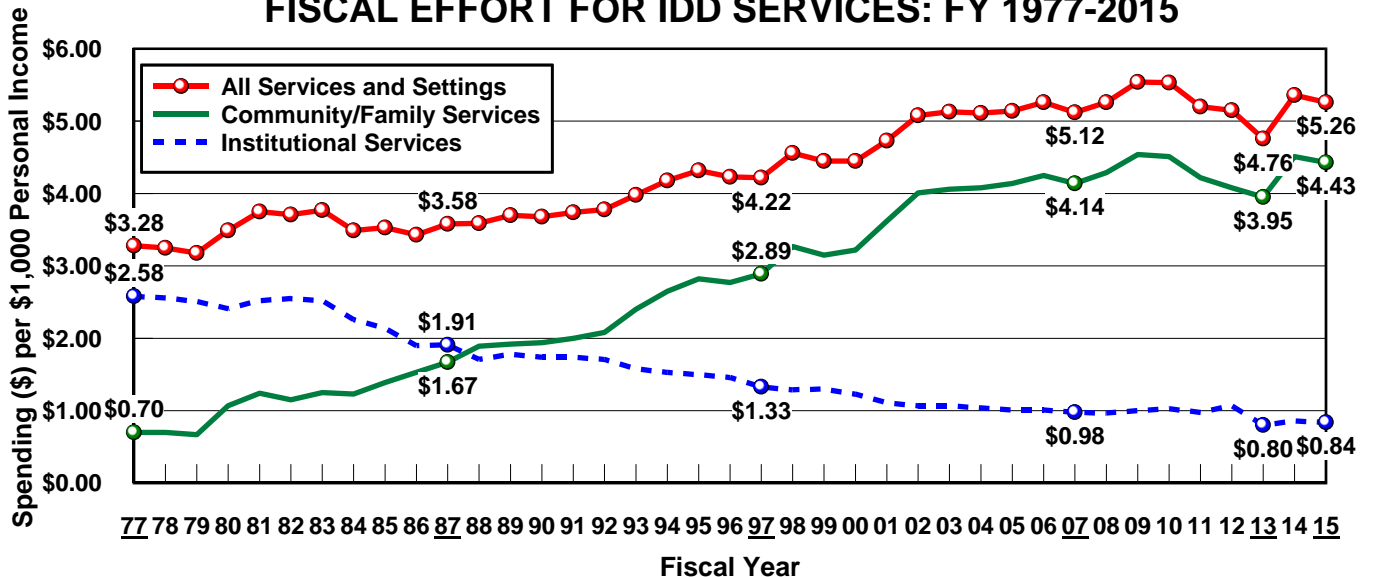
## TOTAL PUBLIC IDD SPENDING FOR SERVICES: FY 1977-2015



## PUBLIC IDD SPENDING BY REVENUE SOURCE: FY 2015



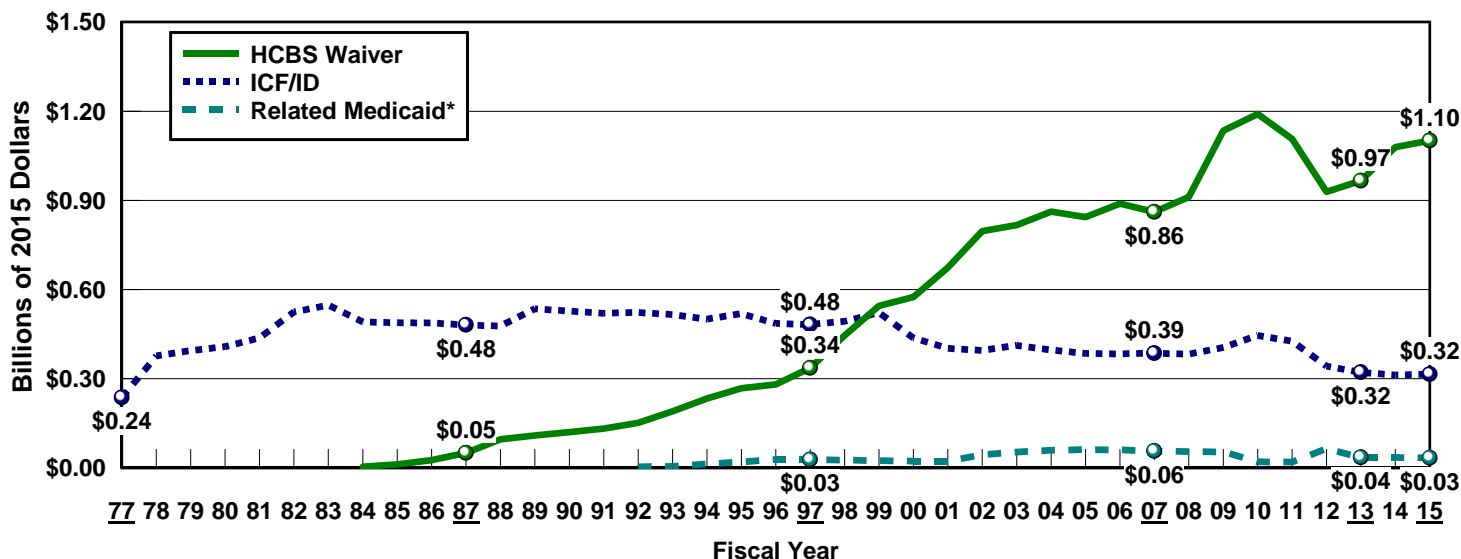
## FISCAL EFFORT FOR IDD SERVICES: FY 1977-2015



Source: Braddock et al., Coleman Institute and Department of Psychiatry, University of Colorado, 2017.

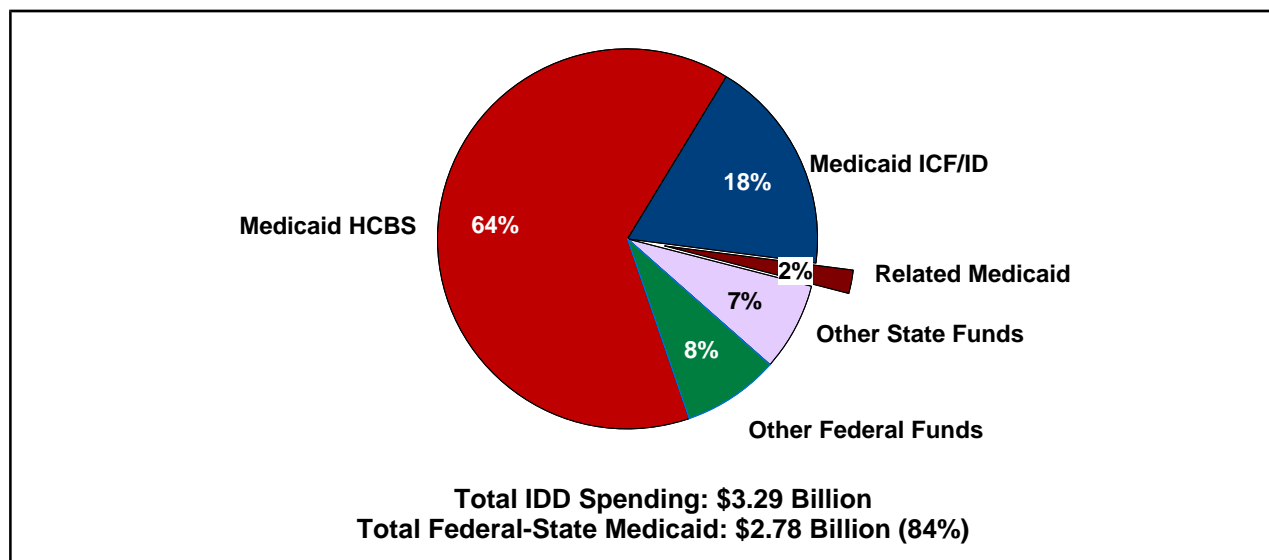
# PENNSYLVANIA

## FEDERAL IDD MEDICAID SPENDING BY REVENUE SOURCE

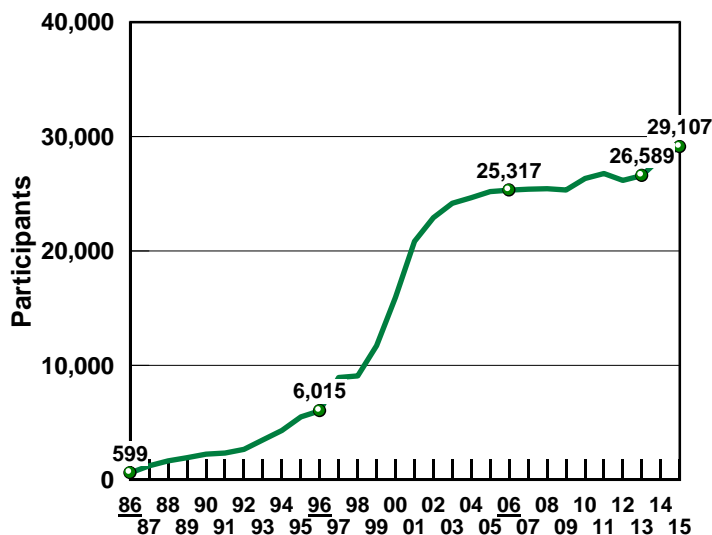


\*In 2015, "Related Medicaid" was targeted case management (\$9.4 million) and administration (\$24.7 million).

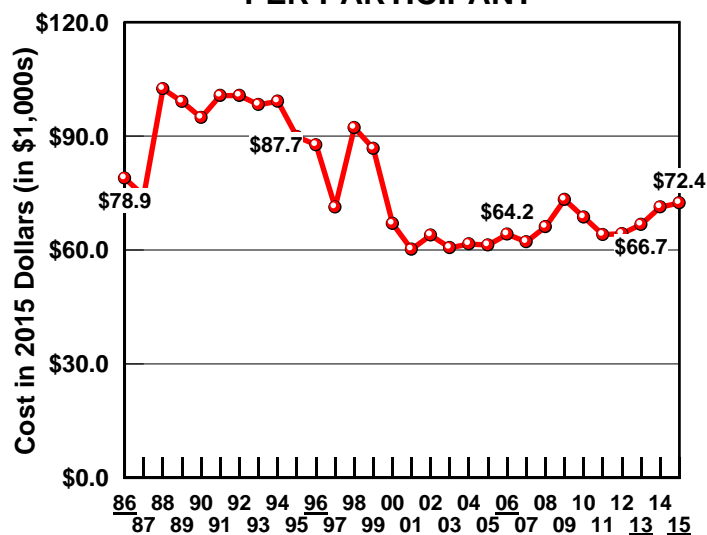
## FEDERAL-STATE MEDICAID AS A PERCENTAGE OF TOTAL IDD SPENDING IN FY 2015



### HCBS WAIVER PARTICIPANTS

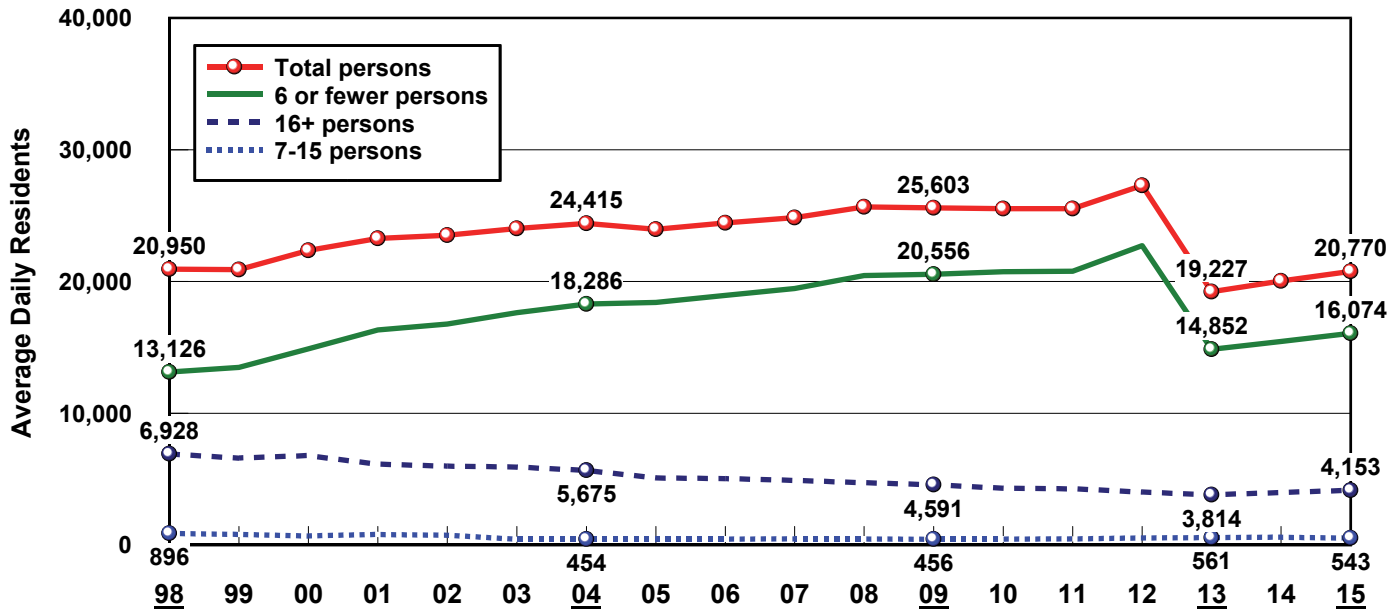


### ADJUSTED WAIVER COST PER PARTICIPANT



Source: Braddock et al., Coleman Institute and Department of Psychiatry, University of Colorado, 2017.

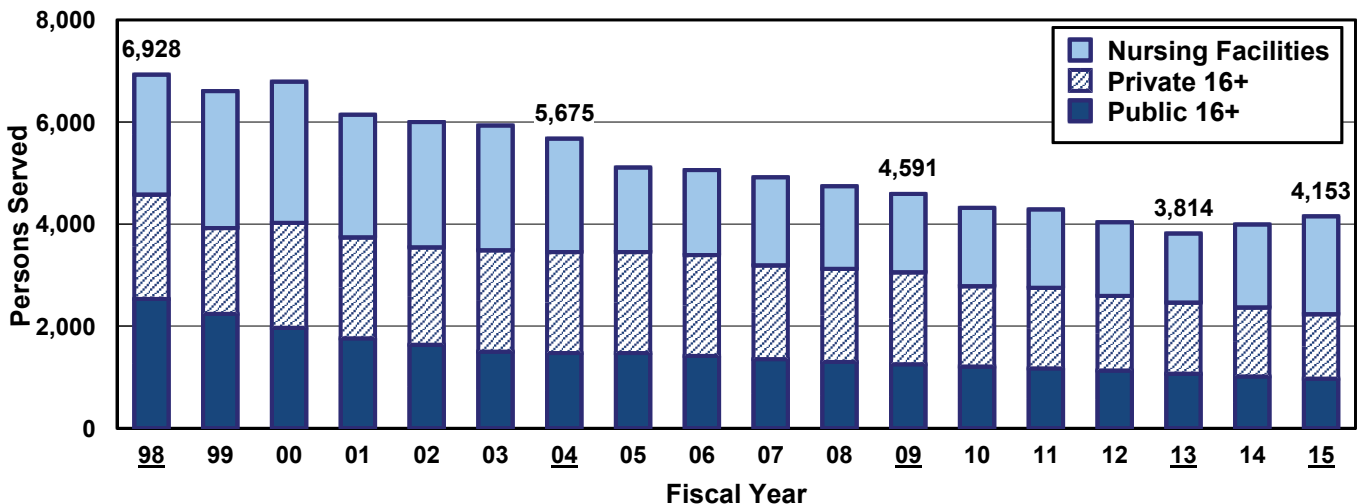
## PERSONS WITH IDD BY SIZE OF SETTING: FY 1998-2015



## PERSONS SERVED BY SETTING: FY 1999-2015

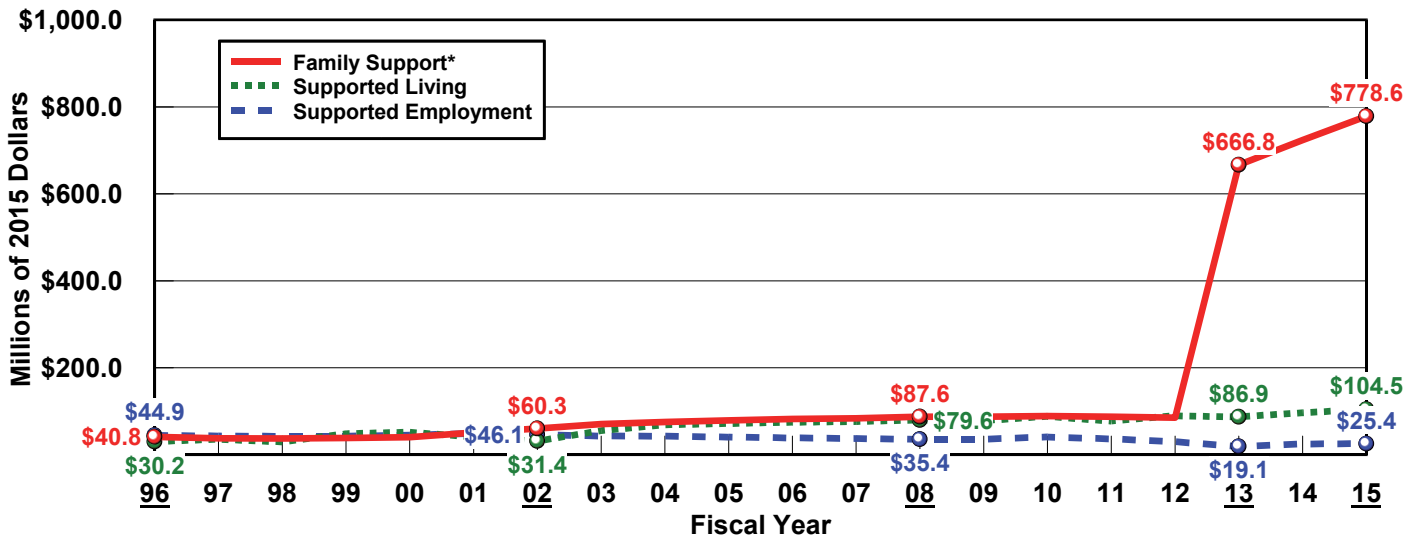
	1999	2000	2001	2002	2003	2004	2005	2006	2007	2008	2009	2010	2011	2012	2013	2014	2015
<b>TOTAL</b>	20,905	22,364	23,268	23,516	24,027	24,415	23,971	24,454	24,854	25,667	25,603	25,530	25,543	27,301	19,227	20,046	20,770
<b>16+ PERSONS</b>	6,606	6,792	6,142	5,999	5,931	5,675	5,108	5,058	4,918	4,744	4,591	4,320	4,289	4,038	3,814	3,990	4,153
Nursing Facilities	2,685	2,766	2,404	2,458	2,447	2,224	1,659	1,666	1,730	1,623	1,538	1,538	1,538	1,447	1,353	1,625	1,919
State Institutions	2,241	1,969	1,760	1,638	1,502	1,473	1,472	1,416	1,352	1,298	1,253	1,210	1,174	1,130	1,069	1,015	971
Private ICF/ID	1,527	1,869	1,779	1,709	1,687	1,683	1,682	1,681	1,541	1,528	1,505	1,541	1,547	1,431	1,367	1,331	1,263
Other Residential	153	188	199	194	295	295	295	295	295	295	295	31	30	30	25	19	0
<b>7-15 PERSONS</b>	817	689	800	751	459	454	457	455	468	467	456	454	468	541	561	602	543
Public ICF/ID	0	0	0	0	0	0	0	0	0	0	0	0	0	0	0	0	0
Private ICF/ID	383	463	384	353	352	347	350	348	368	368	361	359	372	277	262	282	242
Other Residential	434	226	416	398	107	107	107	107	100	99	95	95	96	264	299	320	301
<b>&lt;6 PERSONS</b>	13,482	14,883	16,326	16,766	17,637	18,286	18,406	18,941	19,468	20,456	20,556	20,756	20,786	22,722	14,852	15,454	16,074
Public ICF/ID	0	0	0	0	0	0	0	0	0	0	0	0	0	0	0	0	0
Private ICF/ID	942	643	668	590	589	556	585	594	692	656	651	646	659	882	573	557	617
Supported Living	7,467	7,803	8,075	8,107	8,777	9,128	9,151	9,377	9,740	10,345	10,450	10,655	10,672	9,325	3,698	4,073	4,361
Other Residential	5,073	6,437	7,583	8,069	8,271	8,602	8,670	8,970	9,036	9,455	9,455	9,455	9,455	12,515	10,581	10,824	11,096

## PERSONS IN PUBLIC AND PRIVATE 16+ INSTITUTIONS: FY 1998-2015



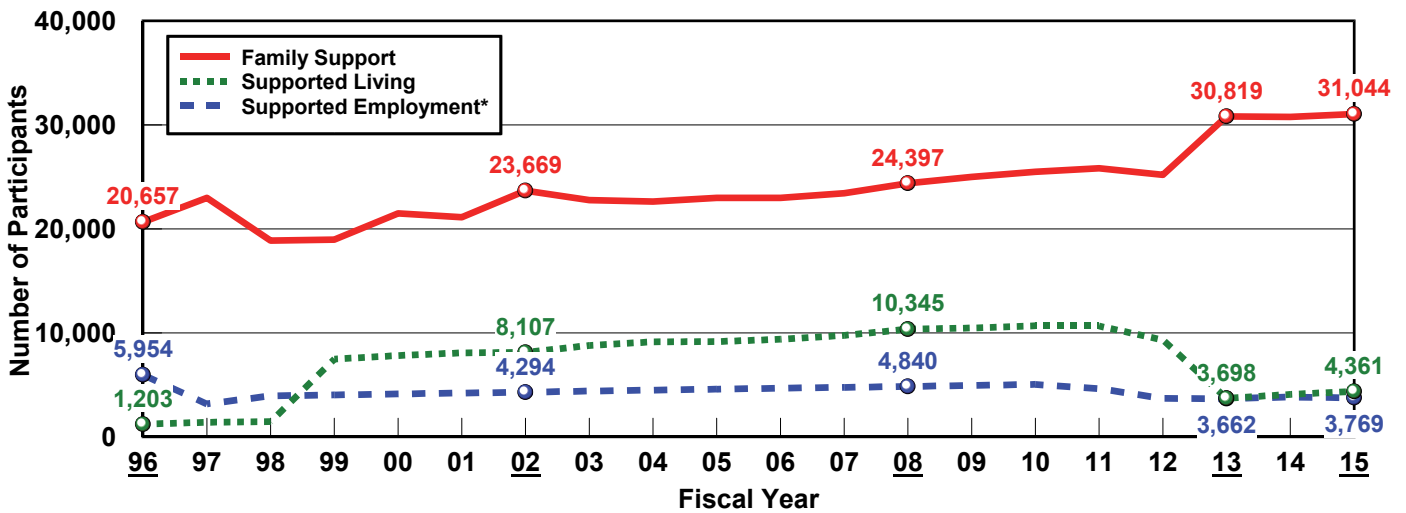
Source: Braddock et al., Coleman Institute and Department of Psychiatry, University of Colorado, 2017.

# INDIVIDUAL AND FAMILY SUPPORT PENNSYLVANIA SPENDING: FY 1996-2015



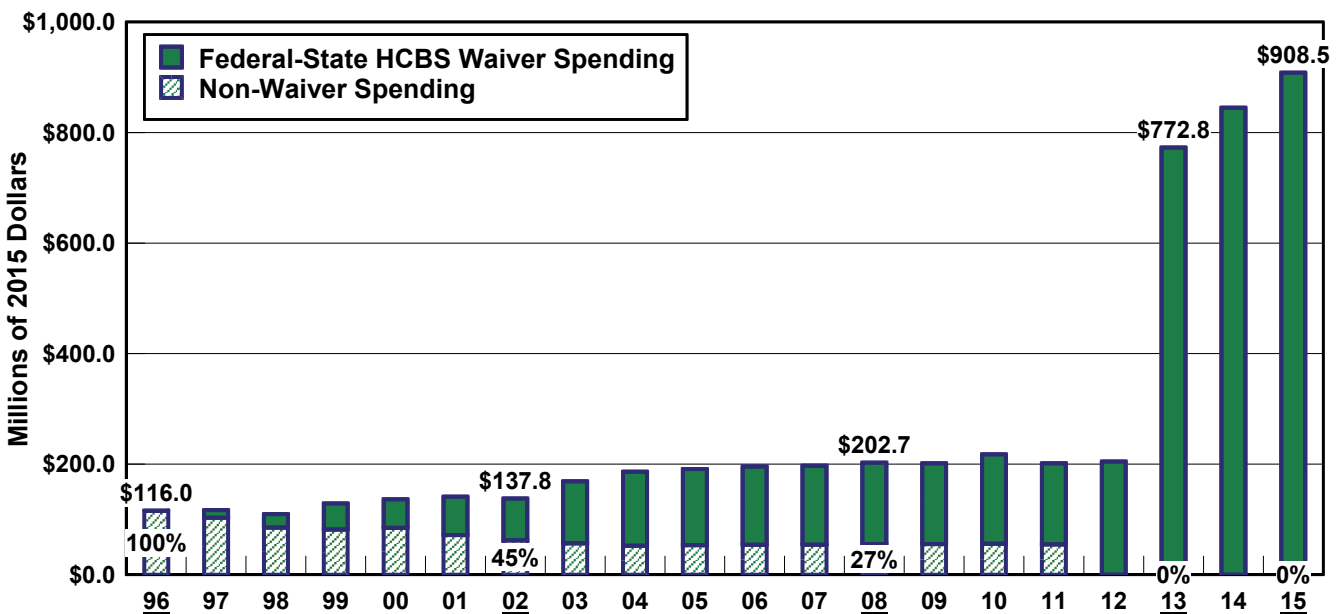
\*Large growth in family support spending (2013-2015) reflects HCBS Waiver funding for adults in the family home.

## PARTICIPANTS: FY 1996-2015



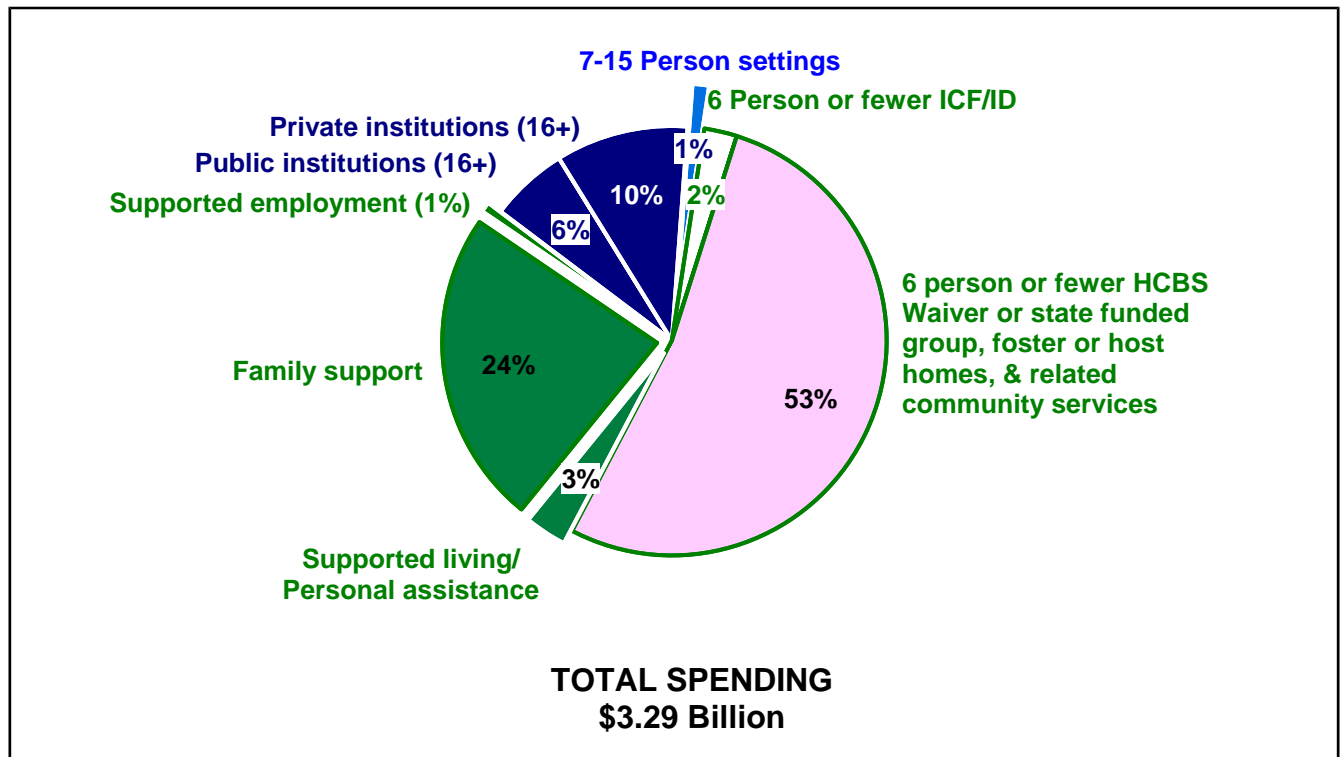
\*Does not include 628 follow-along work support workers in 2014 and 538 in 2015.

## SUPPORTED LIVING, FAMILY SUPPORT AND SUPPORTED EMPLOYMENT SPENDING: FY 1996-2015

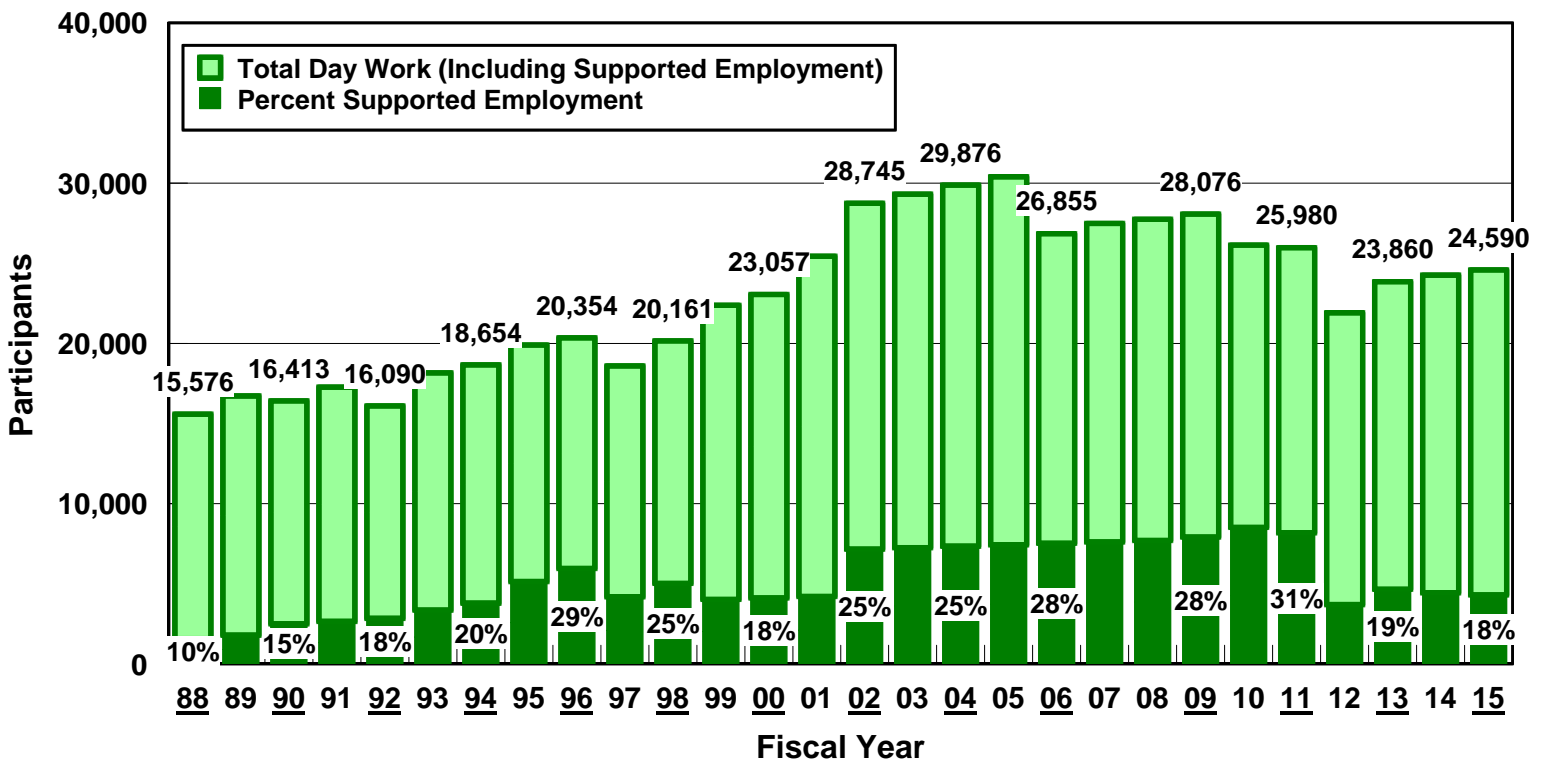


Source: Braddock et al., Coleman Institute and Department of Psychiatry, University of Colorado, 2017.

**SUPPORTED LIVING, FAMILY SUPPORT, AND SUPPORTED EMPLOYMENT AS A PERCENTAGE OF TOTAL SPENDING: FY 2015**

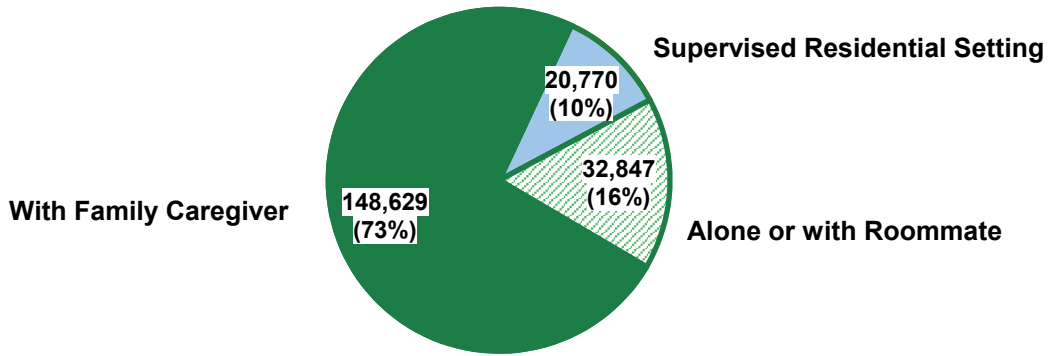


**TOTAL DAY/WORK AND SUPPORTED EMPLOYMENT PARTICIPANTS : FY 1988-2015**



Source: Braddock et al., Coleman Institute and Department of Psychiatry, University of Colorado, 2017.

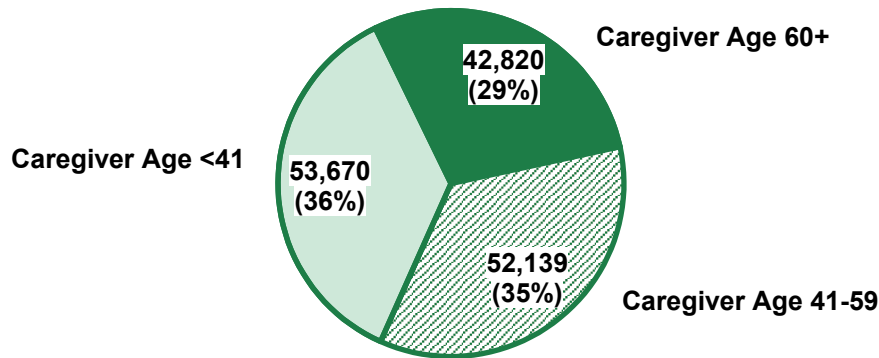
**ESTIMATED NUMBER OF INDIVIDUALS WITH IDD BY LIVING ARRANGEMENT: FY 2015**



**TOTAL: 202,246 PERSONS**

Braddock et al. 2016, based on Fujiura 2008, 2012

**ESTIMATED NUMBER OF INDIVIDUALS WITH IDD BY AGE GROUP LIVING WITH FAMILY CAREGIVERS: FY 2015**



**TOTAL: 148,629 PERSONS**

Braddock et al. 2016, based on Fujiura 2008, 2012

**ESTIMATED NUMBER OF IDD CAREGIVING FAMILIES AND FAMILIES SUPPORTED BY IDD AGENCIES: FY 1988-2015**

