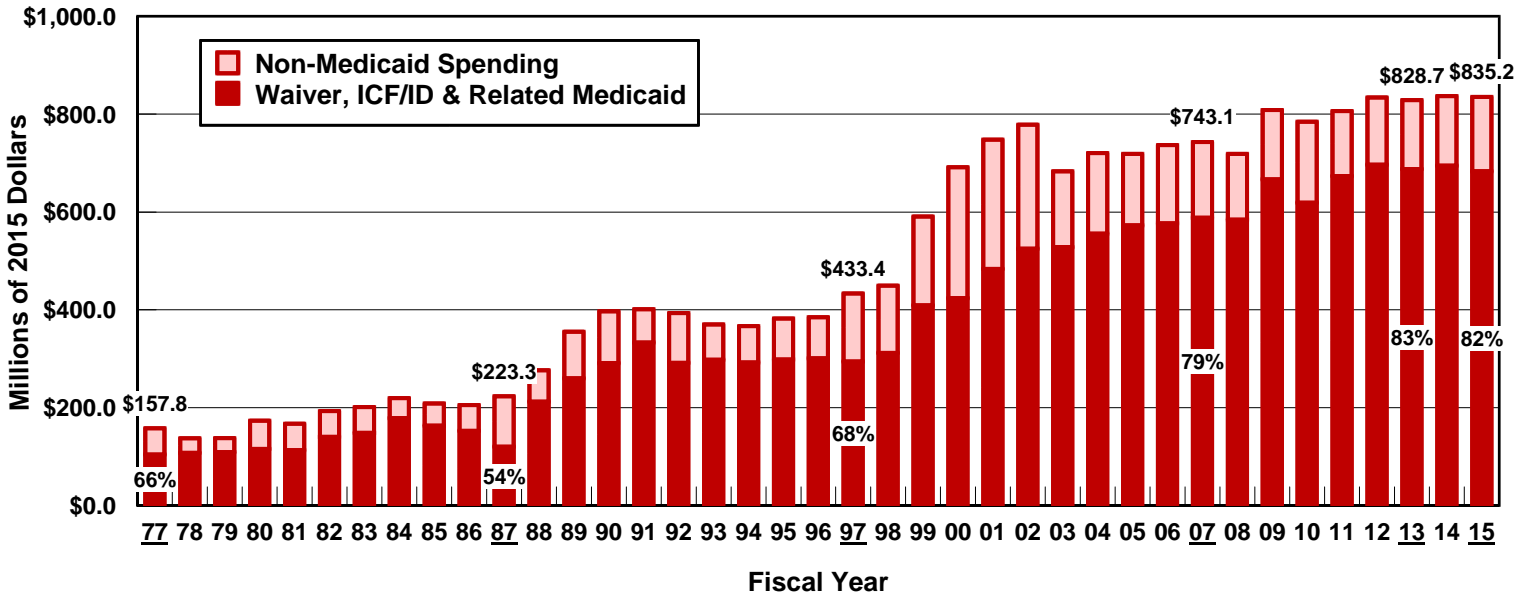
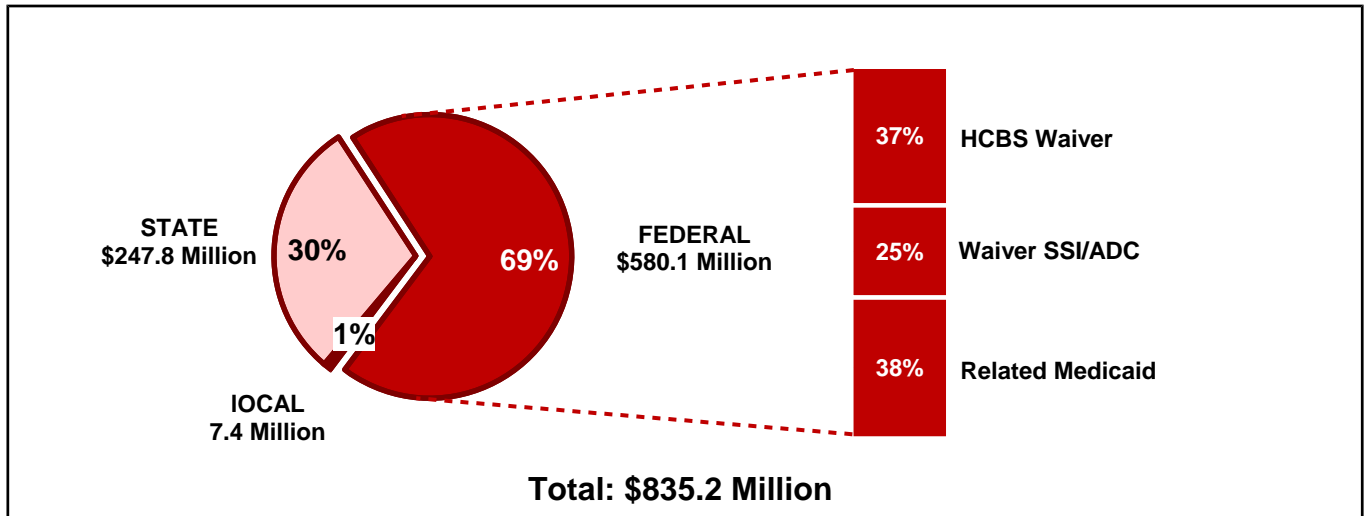


# OREGON

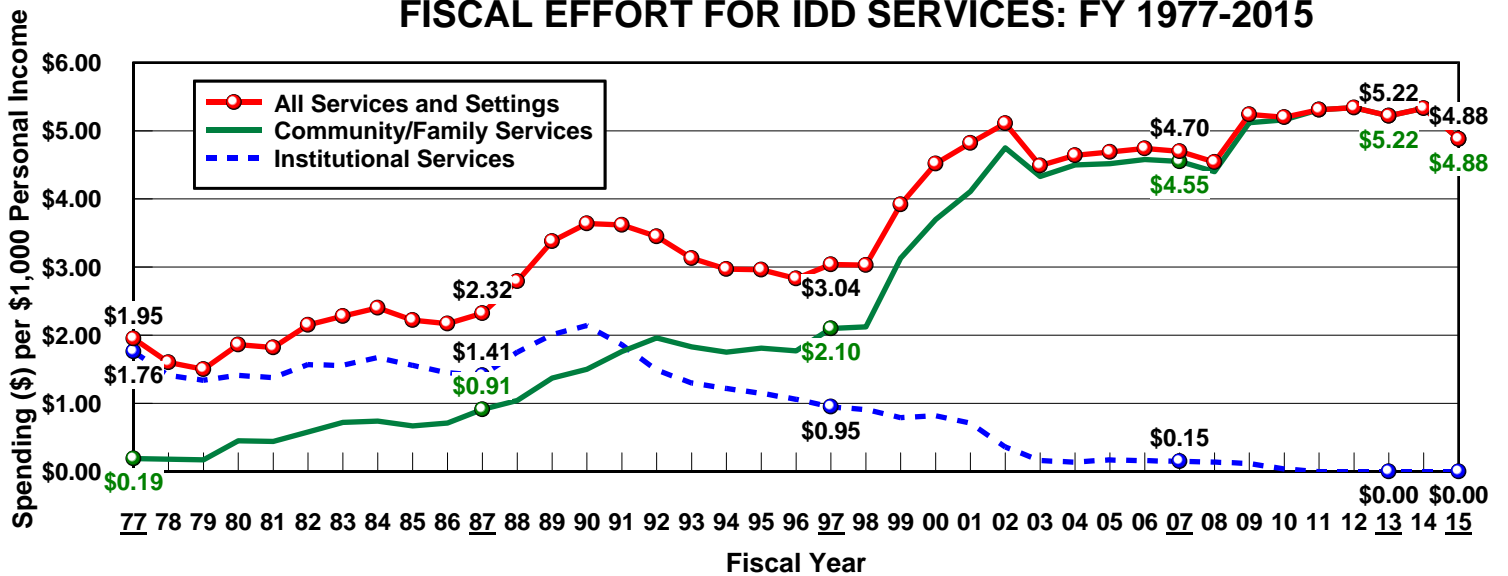
## TOTAL PUBLIC IDD SPENDING FOR SERVICES: FY 1977-2015



## PUBLIC IDD SPENDING BY REVENUE SOURCE: FY 2015



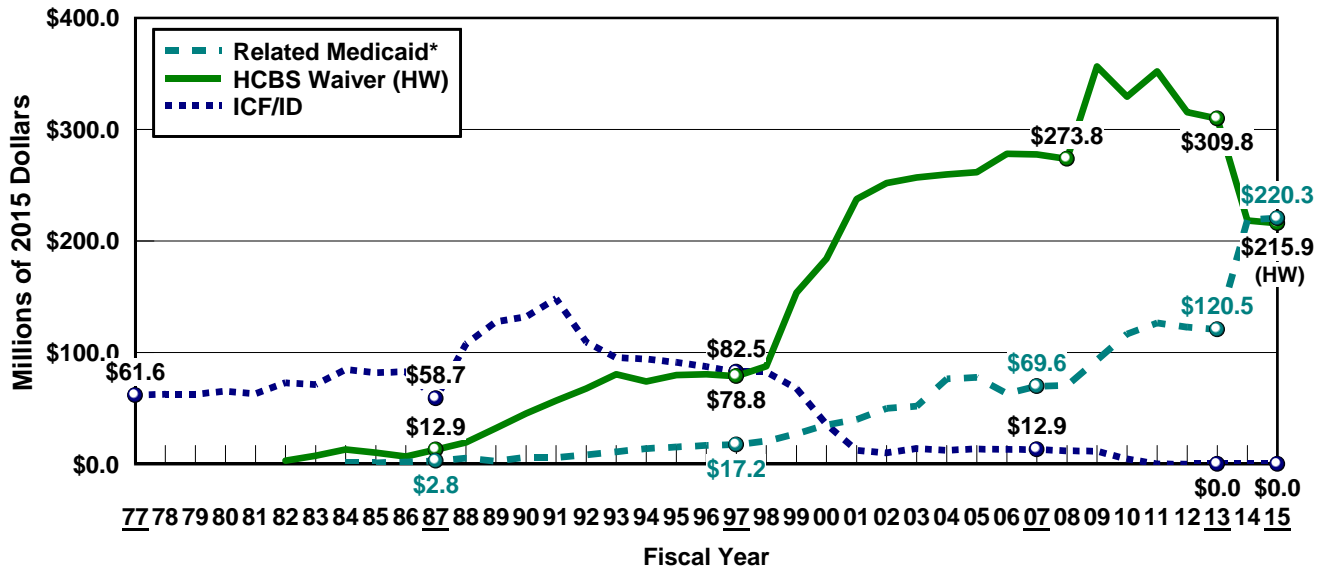
## FISCAL EFFORT FOR IDD SERVICES: FY 1977-2015



Source: Braddock et al., Coleman Institute and Department of Psychiatry, University of Colorado, 2017.

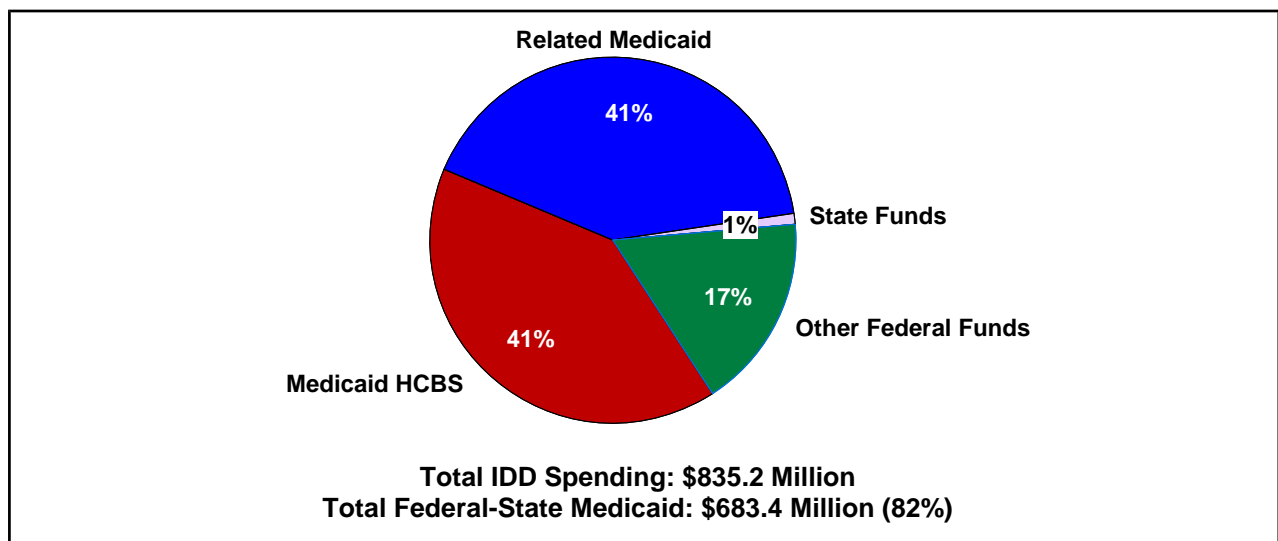
# OREGON

## FEDERAL IDD MEDICAID SPENDING BY REVENUE SOURCE

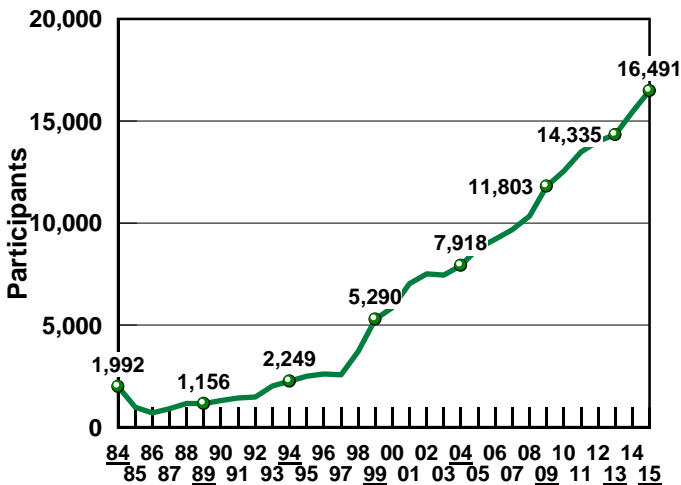


\*In 2015, "Related Medicaid" was targeted case management (\$29.7 million), personal assistance (\$178.3 million) and administration (\$12.3 million).

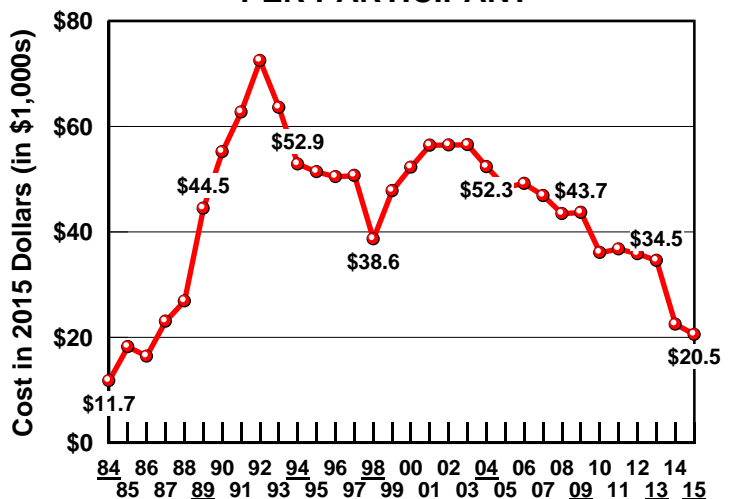
## FEDERAL-STATE MEDICAID AS A PERCENTAGE OF TOTAL IDD SPENDING IN FY 2015



## HCBS WAIVER PARTICIPANTS

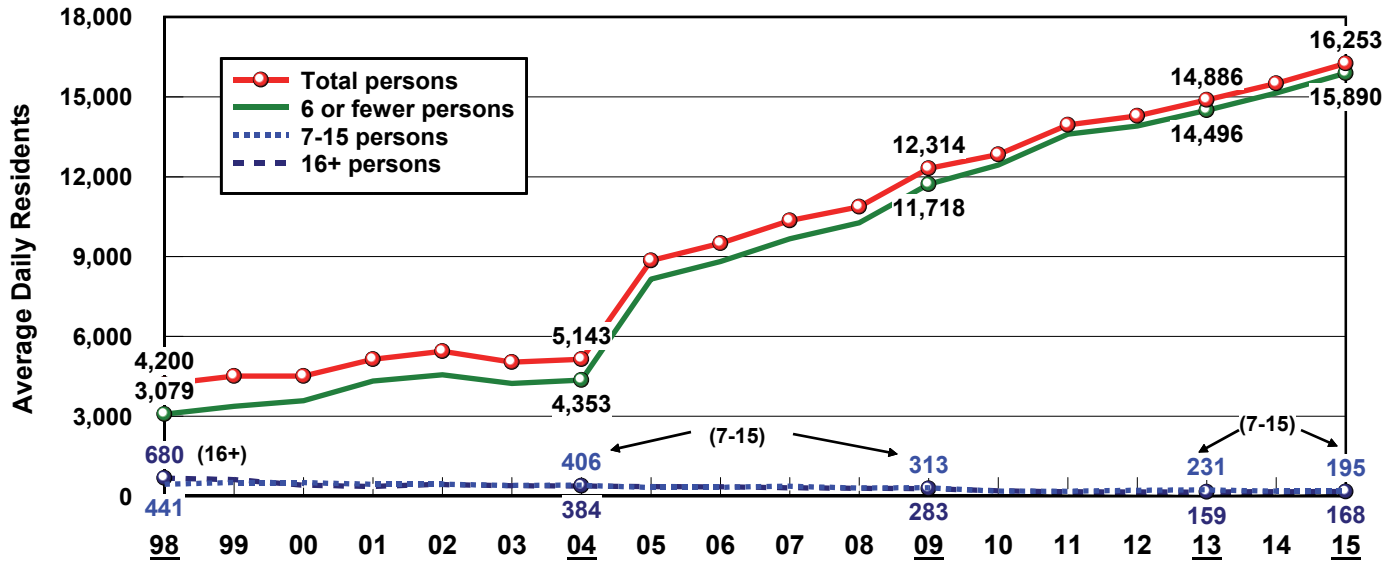


## ADJUSTED WAIVER COST PER PARTICIPANT



# OREGON

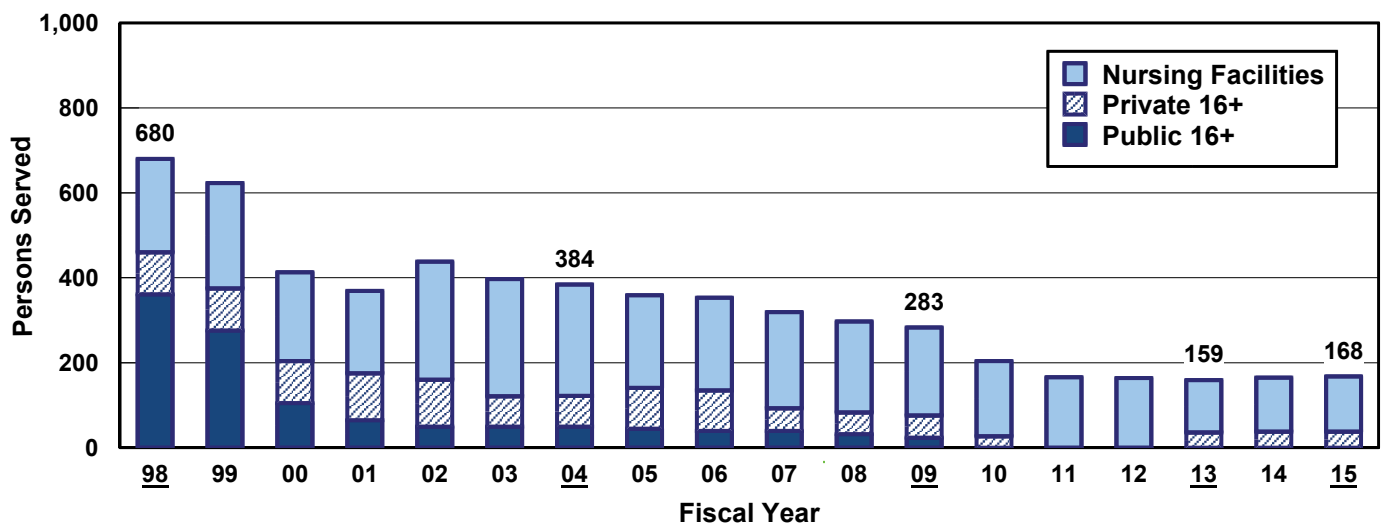
## PERSONS WITH IDD BY SIZE OF SETTING: FY 1998-2015



## PERSONS SERVED BY SETTING: FY 1998-2015

	1998	1999	2000	2001	2002	2003	2004	2005	2006	2007	2008	2009	2010	2011	2012	2013	2014	2015
<b>TOTAL</b>	4,200	4,506	4,503	5,138	5,442	5,029	5,143	8,846	9,500	10,357	10,872	12,314	12,835	13,952	14,287	14,886	15,505	16,253
<b>16+ PERSONS</b>	680	623	413	369	438	397	384	359	353	319	297	283	204	166	164	159	165	168
Nursing Facilities	220	248	209	194	278	276	262	218	218	226	214	207	177	166	164	123	127	130
State Institutions	361	276	105	65	50	50	50	45	40	40	32	24	0	0	0	0	0	0
Private ICF/ID	0	0	0	0	0	0	0	0	0	0	0	0	0	0	0	0	0	0
Other Residential	99	99	99	110	110	71	72	96	95	53	51	52	27	0	0	36	38	38
<b>7-15 PERSONS</b>	441	509	509	449	449	403	406	334	333	371	306	313	191	188	218	231	195	195
Public ICF/ID	0	0	0	0	0	0	0	0	0	0	0	0	0	0	0	0	0	0
Private ICF/ID	0	0	0	0	0	0	0	0	0	0	0	0	0	0	0	0	0	0
Other Residential	441	509	509	449	449	403	406	334	333	371	306	313	191	188	218	231	195	195
<b>&lt;6 PERSONS</b>	3,079	3,374	3,581	4,320	4,555	4,229	4,353	8,153	8,814	9,667	10,269	11,718	12,440	13,598	13,905	14,496	15,145	15,890
Public ICF/ID	0	0	0	0	0	0	0	0	0	0	0	0	0	0	0	0	0	0
Private ICF/ID	0	0	0	0	0	0	0	0	0	0	0	0	0	0	0	0	0	0
Supported Living	1,054	2,964	3,177	3,303	3,303	2,020	2,153	4,038	4,658	5,312	5,807	7,394	7,940	8,650	8,176	8,308	8,736	9,481
Other Residential	2,025	410	404	1,017	1,252	2,209	2,200	4,115	4,156	4,355	4,462	4,324	4,500	4,948	5,729	6,188	6,409	6,409

## PERSONS IN PUBLIC AND PRIVATE 16+ INSTITUTIONS: FY 1998-2015

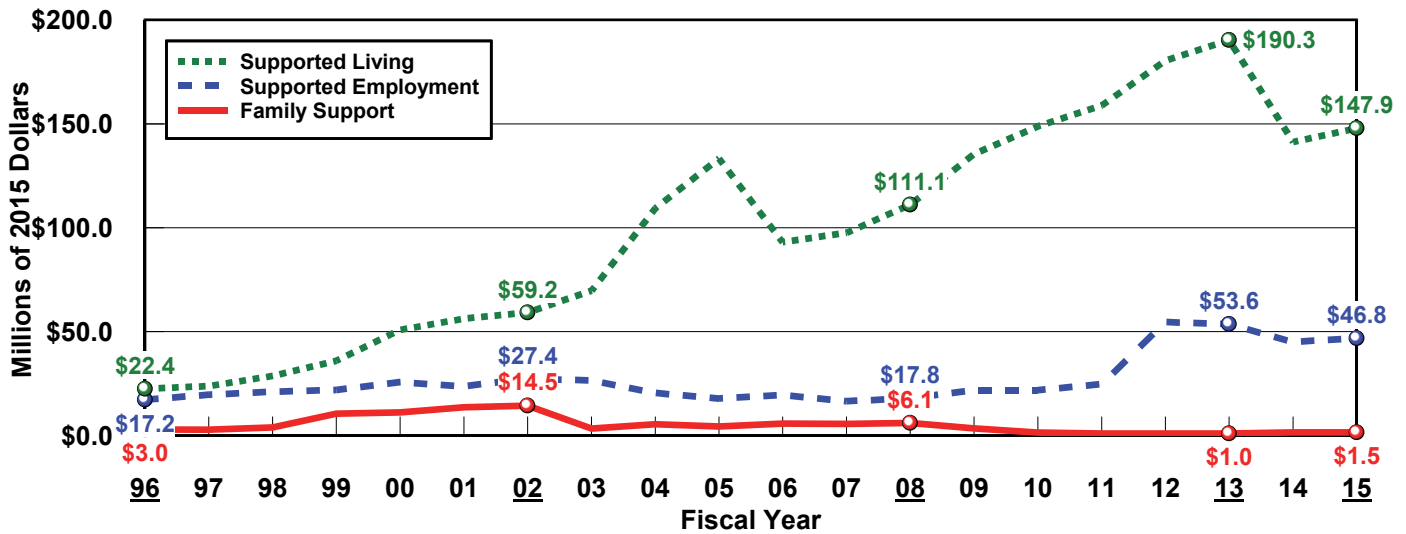


Source: Braddock et al., Coleman Institute and Department of Psychiatry, University of Colorado, 2017.

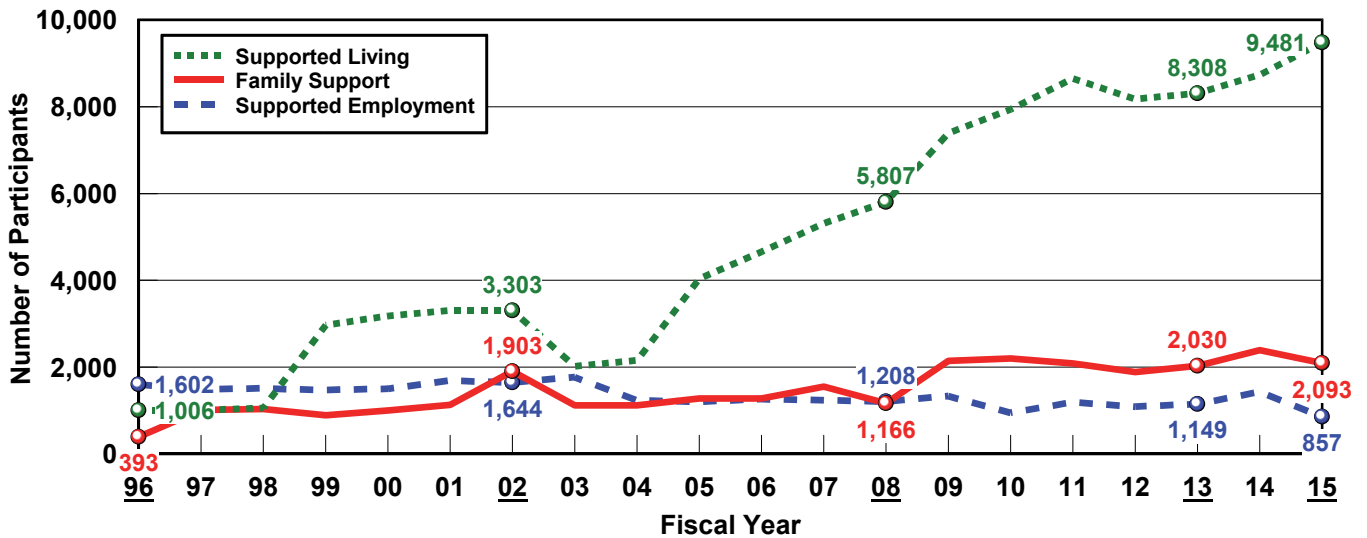
# INDIVIDUAL AND FAMILY SUPPORT

OREGON

## SPENDING: FY 1996-2015

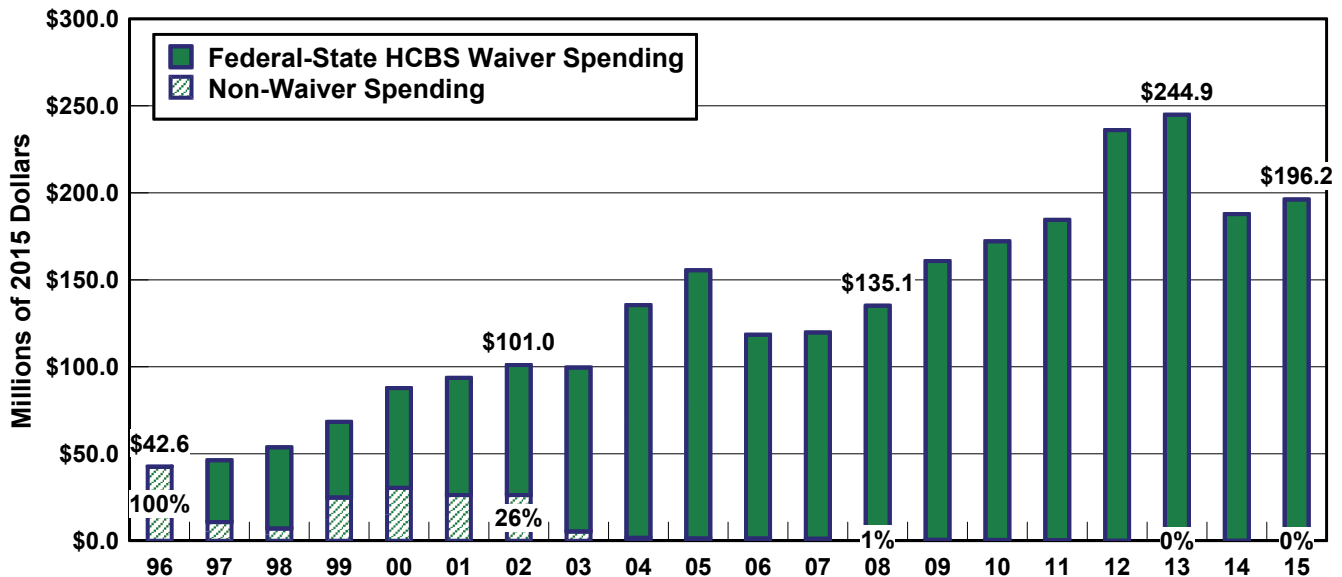


## PARTICIPANTS: FY 1996-2015



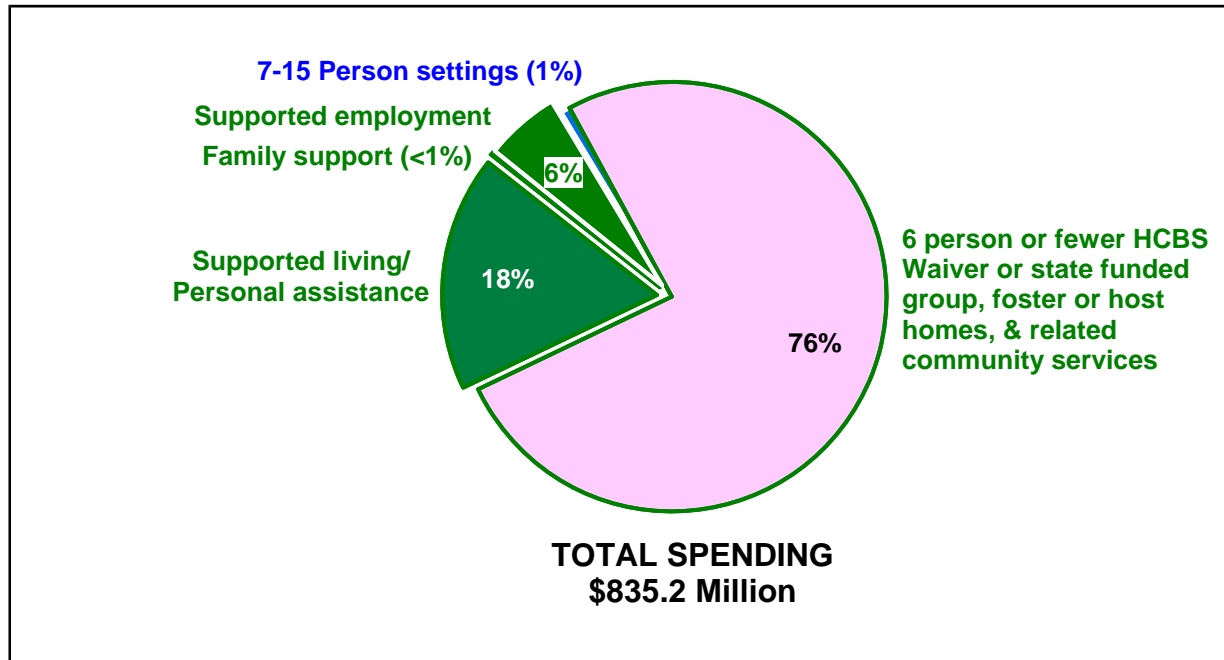
\*Does not include 577 Follow-along supported workers in 2015.

## SUPPORTED LIVING, FAMILY SUPPORT AND SUPPORTED EMPLOYMENT SPENDING: FY 1996-2015

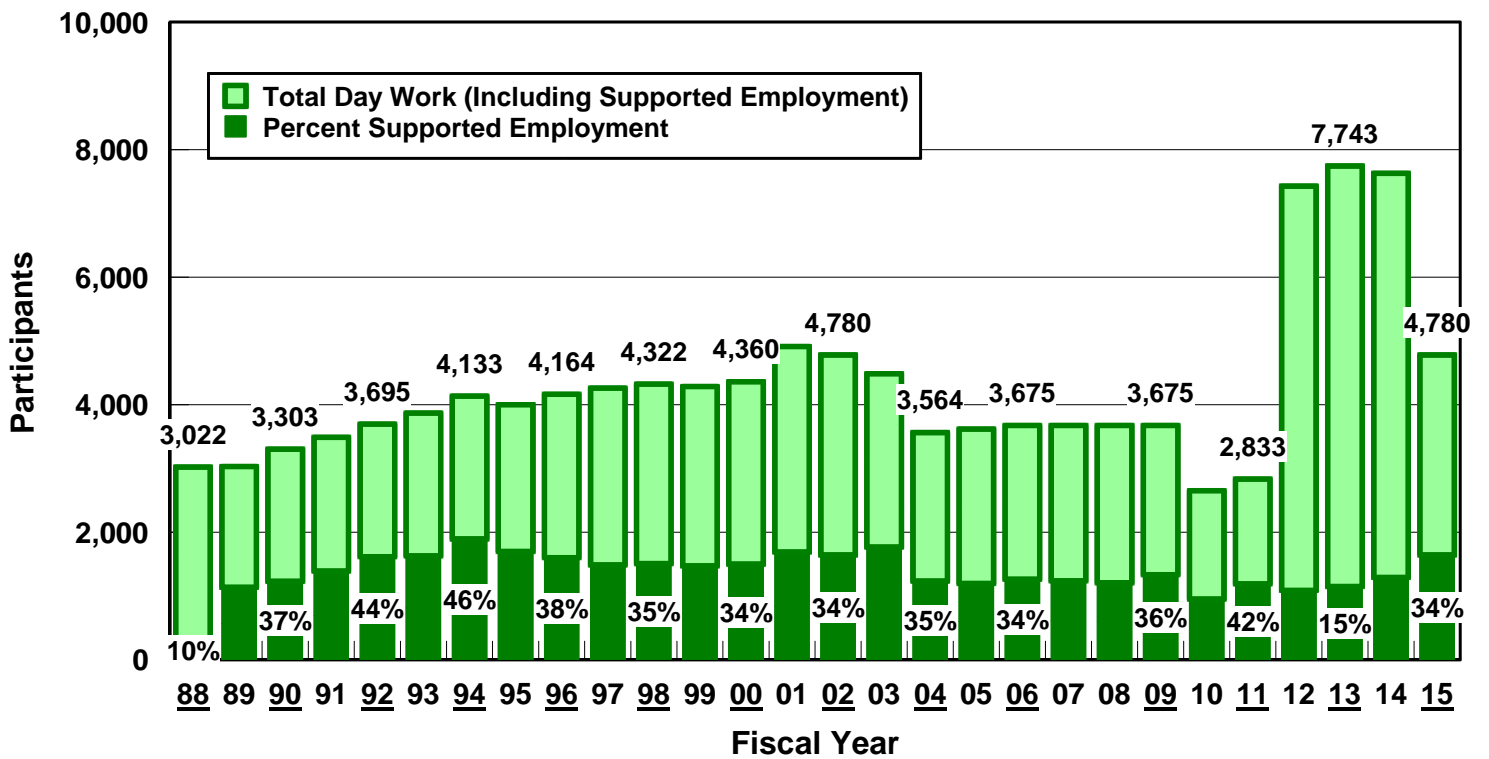


Source: Braddock et al., Coleman Institute and Department of Psychiatry, University of Colorado, 2017.

**SUPPORTED LIVING, FAMILY SUPPORT, AND SUPPORTED EMPLOYMENT AS A PERCENTAGE OF TOTAL SPENDING: FY 2015**



**TOTAL DAY/WORK AND SUPPORTED EMPLOYMENT PARTICIPANTS : FY 1988-2015**

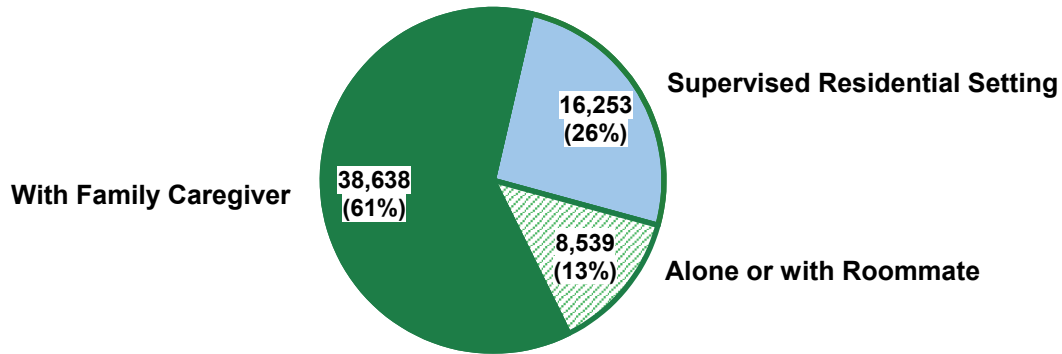


Source: Braddock et al., Coleman Institute and Department of Psychiatry, University of Colorado, 2017.

<http://stateofthestates.org>

# OREGON

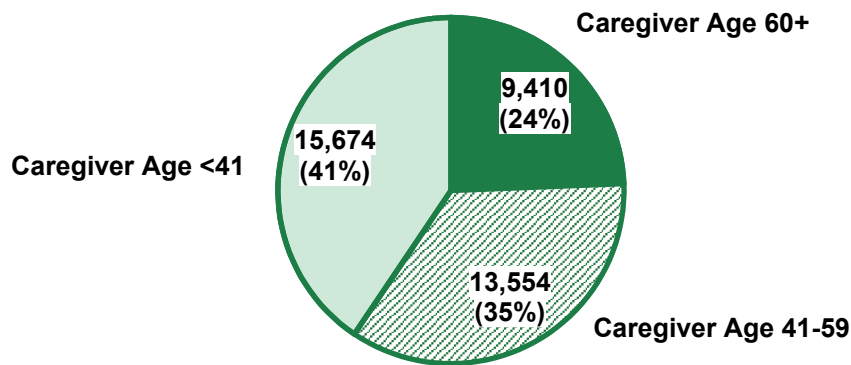
## ESTIMATED NUMBER OF INDIVIDUALS WITH IDD BY LIVING ARRANGEMENT: FY 2015



**TOTAL: 63,430 PERSONS**

Braddock et al. 2016, based on Fujiura 2008, 2012

## ESTIMATED NUMBER OF INDIVIDUALS WITH IDD BY AGE GROUP LIVING WITH FAMILY CAREGIVERS: FY 2015



**TOTAL: 38,638 PERSONS**

Braddock et al. 2016, based on Fujiura 2008, 2012

## ESTIMATED NUMBER OF IDD CAREGIVING FAMILIES AND FAMILIES SUPPORTED BY IDD AGENCIES: FY 1988-2015

