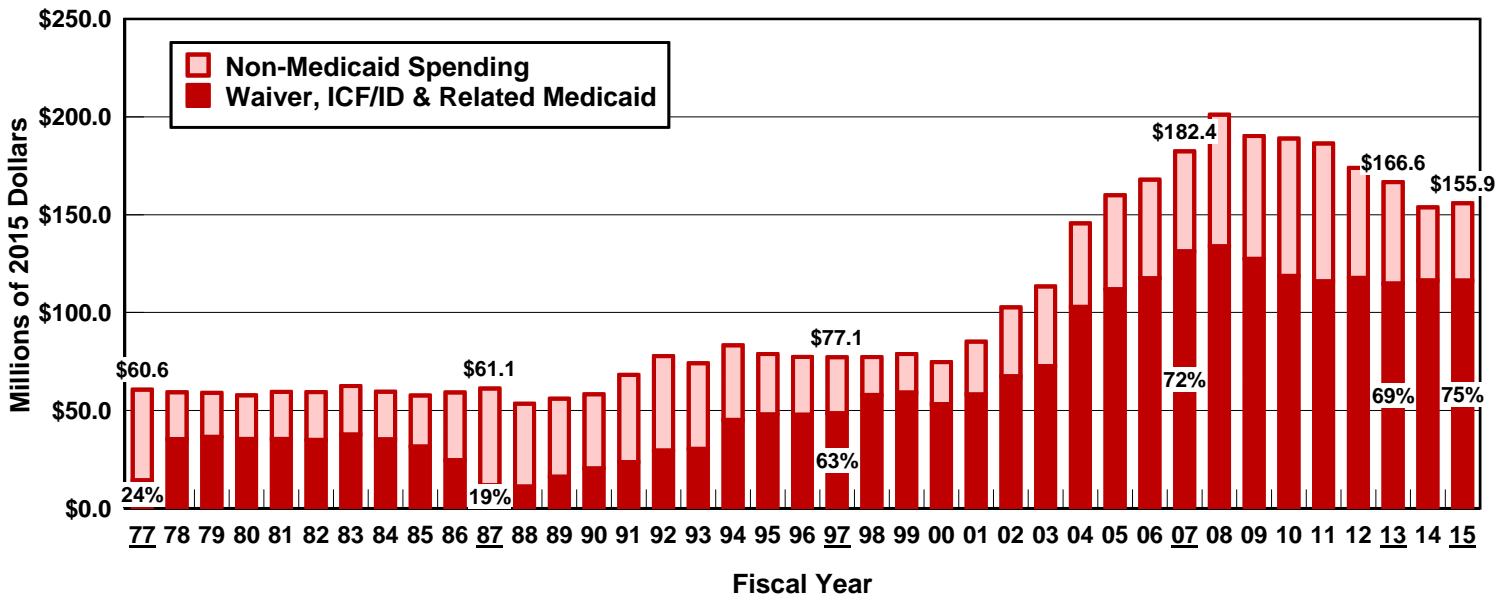
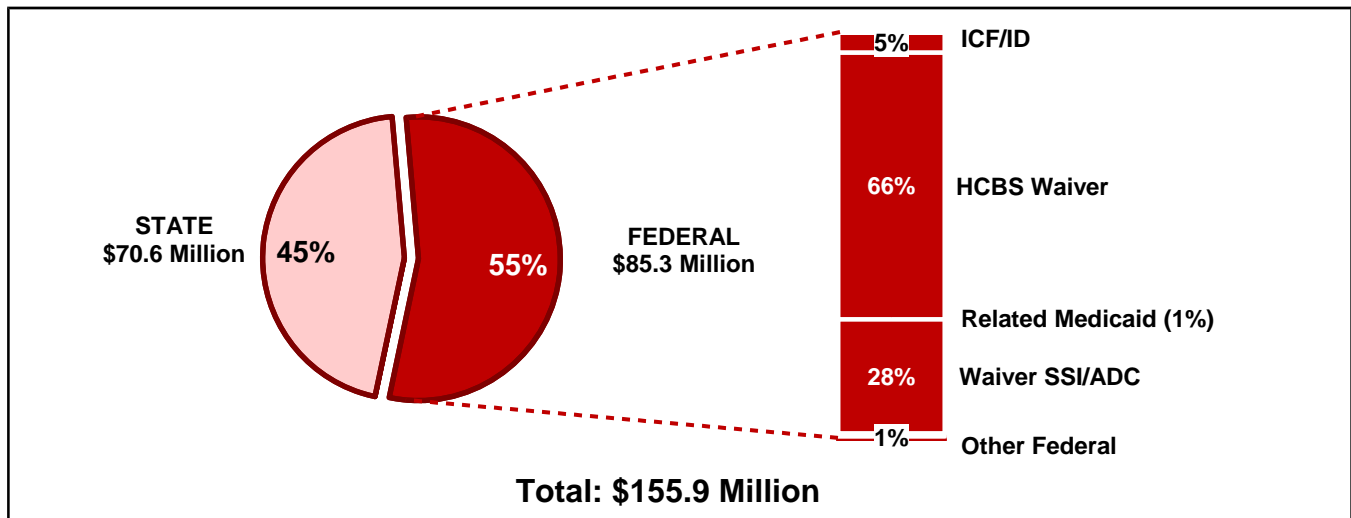


HAWAII

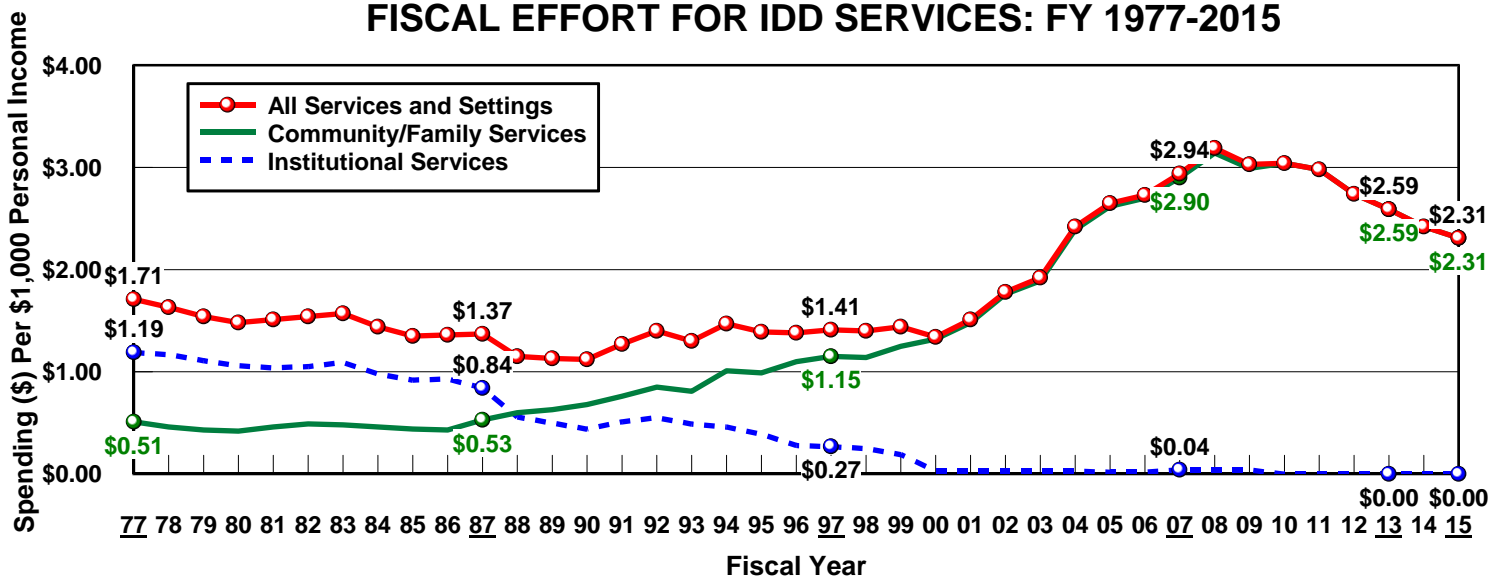
TOTAL PUBLIC IDD SPENDING FOR SERVICES: FY 1977-2015



PUBLIC IDD SPENDING BY REVENUE SOURCE: FY 2015



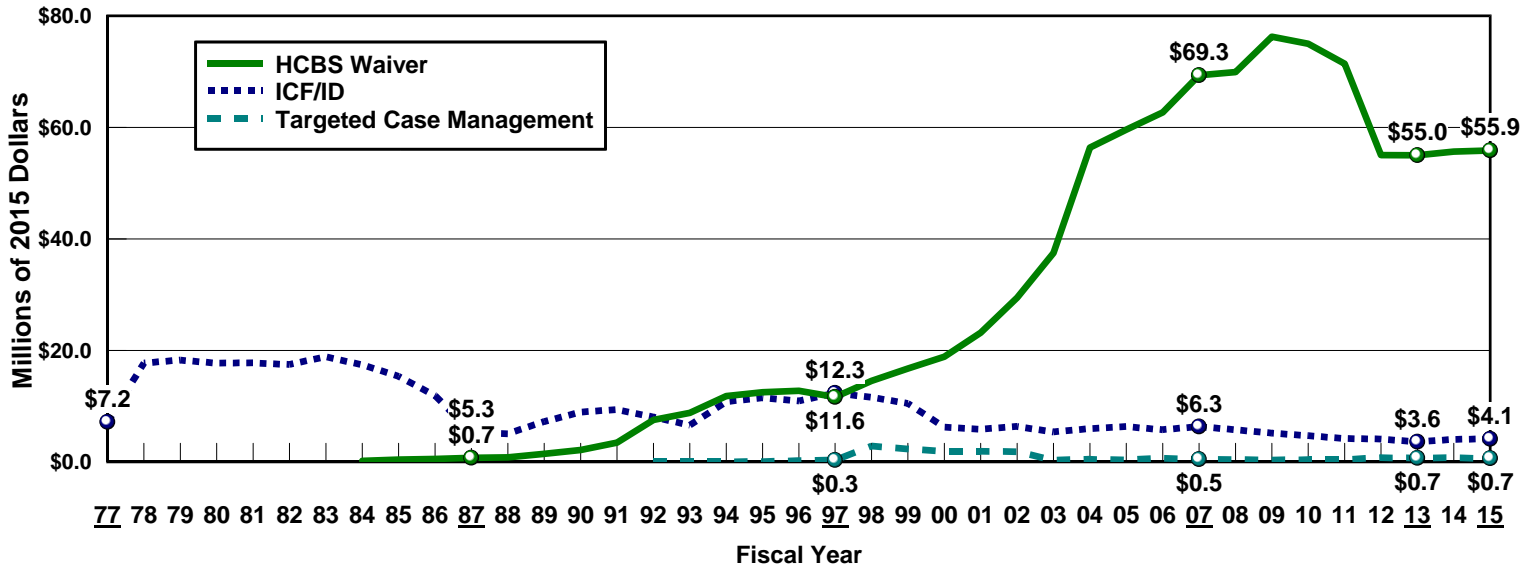
FISCAL EFFORT FOR IDD SERVICES: FY 1977-2015



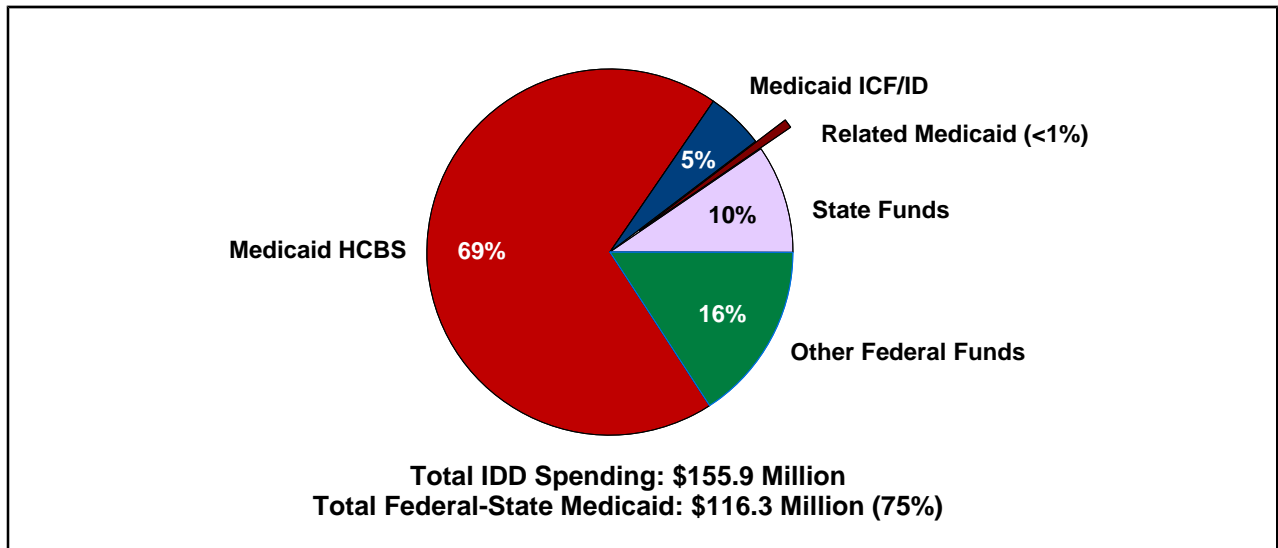
Source: Braddock et al., Coleman Institute and Department of Psychiatry, University of Colorado, 2017.

HAWAII

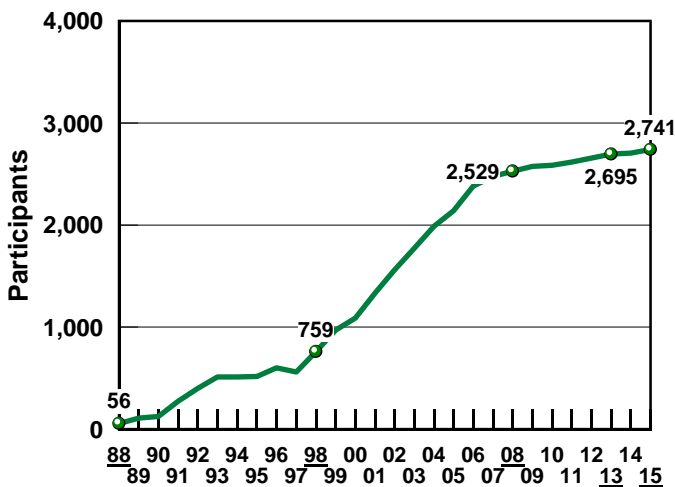
FEDERAL IDD MEDICAID SPENDING BY REVENUE SOURCE



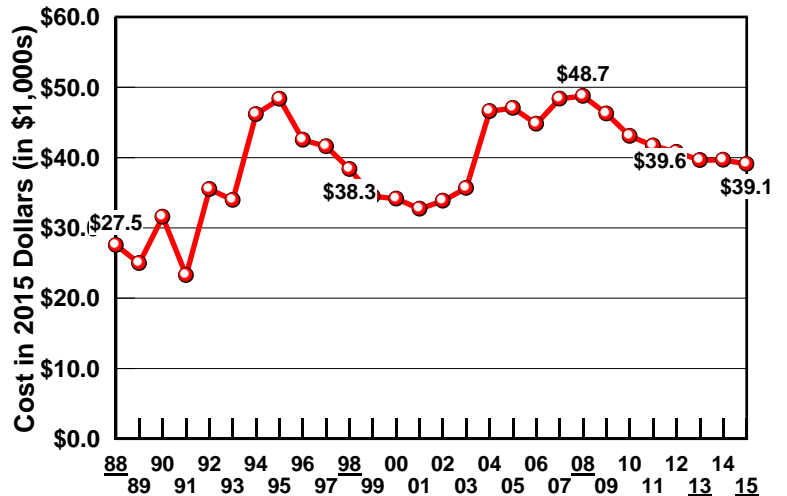
FEDERAL-STATE MEDICAID AS A PERCENTAGE OF TOTAL IDD SPENDING IN FY 2015



HCBS WAIVER PARTICIPANTS

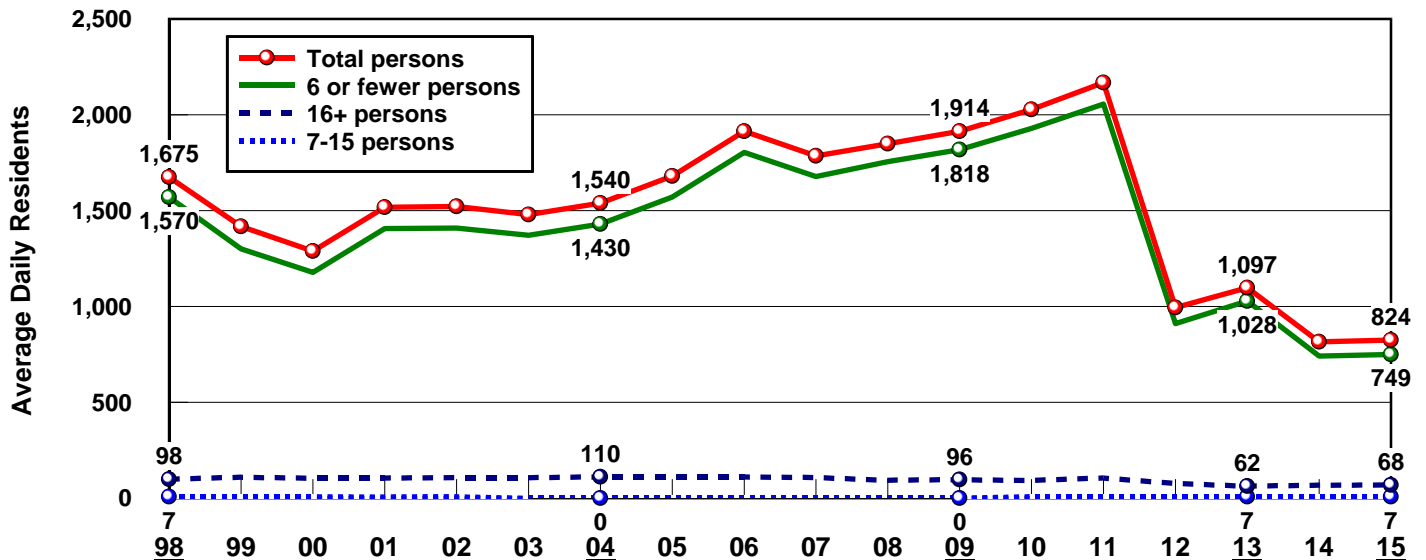


ADJUSTED WAIVER COST PER PARTICIPANT



Source: Braddock et al., Coleman Institute and Department of Psychiatry, University of Colorado, 2017.

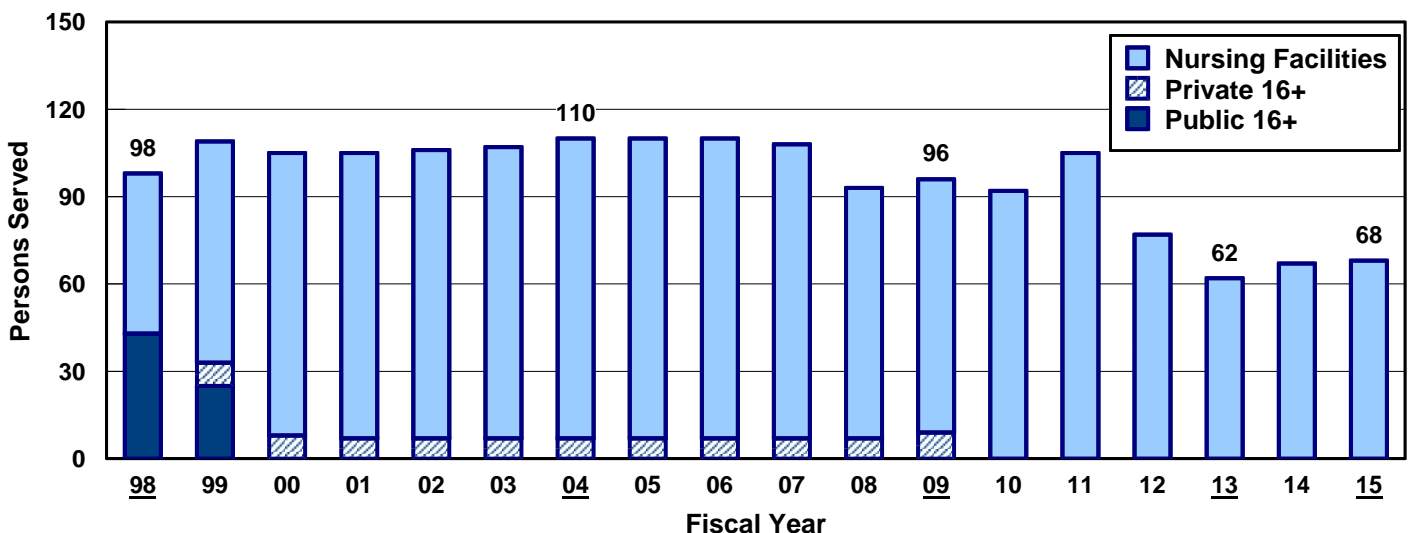
PERSONS WITH IDD BY SIZE OF SETTING: FY 1998-2015



PERSONS SERVED BY SETTING: FY 1998-2015

| | 1998 | 1999 | 2000 | 2001 | 2002 | 2003 | 2004 | 2005 | 2006 | 2007 | 2008 | 2009 | 2010 | 2011 | 2012 | 2013 | 2014 | 2015 |
|---------------------|-------|-------|-------|-------|-------|-------|-------|-------|-------|-------|-------|-------|-------|-------|------|-------|------|------|
| TOTAL | 1,675 | 1,417 | 1,289 | 1,518 | 1,522 | 1,479 | 1,540 | 1,681 | 1,914 | 1,786 | 1,849 | 1,914 | 2,028 | 2,168 | 994 | 1,097 | 815 | 824 |
| 16+ PERSONS | 98 | 109 | 105 | 105 | 106 | 107 | 110 | 110 | 110 | 108 | 93 | 96 | 92 | 105 | 77 | 62 | 67 | 68 |
| Nursing Facilities | 55 | 76 | 97 | 98 | 99 | 100 | 103 | 103 | 103 | 101 | 86 | 87 | 92 | 105 | 77 | 62 | 67 | 68 |
| State Institutions | 43 | 25 | 0 | 0 | 0 | 0 | 0 | 0 | 0 | 0 | 0 | 0 | 0 | 0 | 0 | 0 | 0 | 0 |
| Private ICF/ID | 0 | 8 | 8 | 7 | 7 | 7 | 7 | 7 | 7 | 7 | 7 | 9 | 0 | 0 | 0 | 0 | 0 | 0 |
| Other Residential | 0 | 0 | 0 | 0 | 0 | 0 | 0 | 0 | 0 | 0 | 0 | 0 | 0 | 0 | 0 | 0 | 0 | 0 |
| 7-15 PERSONS | 7 | 7 | 7 | 6 | 7 | 0 | 0 | 0 | 0 | 0 | 0 | 0 | 7 | 7 | 7 | 7 | 7 | 7 |
| Public ICF/ID | 0 | 0 | 0 | 0 | 0 | 0 | 0 | 0 | 0 | 0 | 0 | 0 | 0 | 0 | 0 | 0 | 0 | 0 |
| Private ICF/ID | 7 | 7 | 7 | 6 | 7 | 0 | 0 | 0 | 0 | 0 | 0 | 0 | 7 | 7 | 7 | 7 | 7 | 7 |
| Other Residential | 0 | 0 | 0 | 0 | 0 | 0 | 0 | 0 | 0 | 0 | 0 | 0 | 0 | 0 | 0 | 0 | 0 | 0 |
| ≤6 PERSONS | 1,570 | 1,301 | 1,177 | 1,407 | 1,409 | 1,372 | 1,430 | 1,571 | 1,804 | 1,678 | 1,756 | 1,818 | 1,929 | 2,056 | 910 | 1,028 | 741 | 749 |
| Public ICF/ID | 0 | 0 | 0 | 0 | 0 | 0 | 0 | 0 | 0 | 0 | 0 | 0 | 0 | 0 | 0 | 0 | 0 | 0 |
| Private ICF/ID | 89 | 95 | 96 | 94 | 94 | 73 | 72 | 79 | 79 | 78 | 79 | 82 | 84 | 80 | 72 | 70 | 69 | 69 |
| Supported Living | 0 | 0 | 0 | 269 | 314 | 357 | 401 | 492 | 628 | 845 | 932 | 1,007 | 993 | 1,112 | 0 | 0 | 0 | 0 |
| Other Residential | 1,481 | 1,206 | 1,081 | 1,044 | 1,001 | 942 | 957 | 1,000 | 1,097 | 755 | 745 | 729 | 852 | 864 | 838 | 958 | 672 | 680 |

PERSONS IN PUBLIC AND PRIVATE 16+ INSTITUTIONS: FY 1998-2015

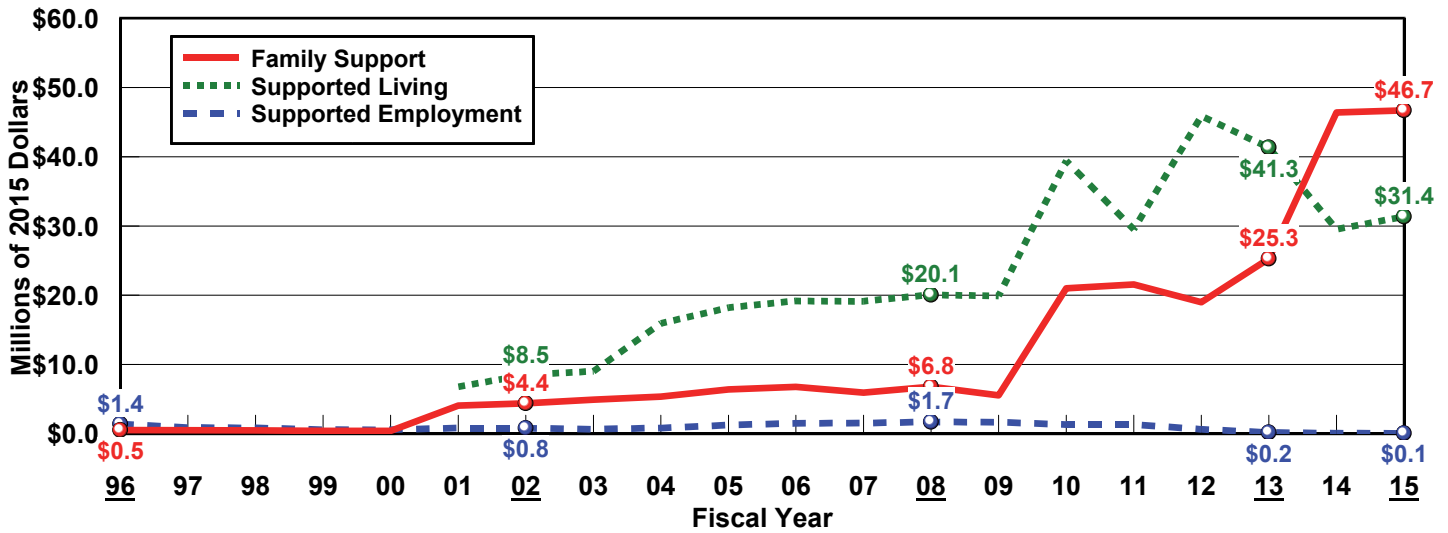


Source: Braddock et al., Coleman Institute and Department of Psychiatry, University of Colorado, 2017.

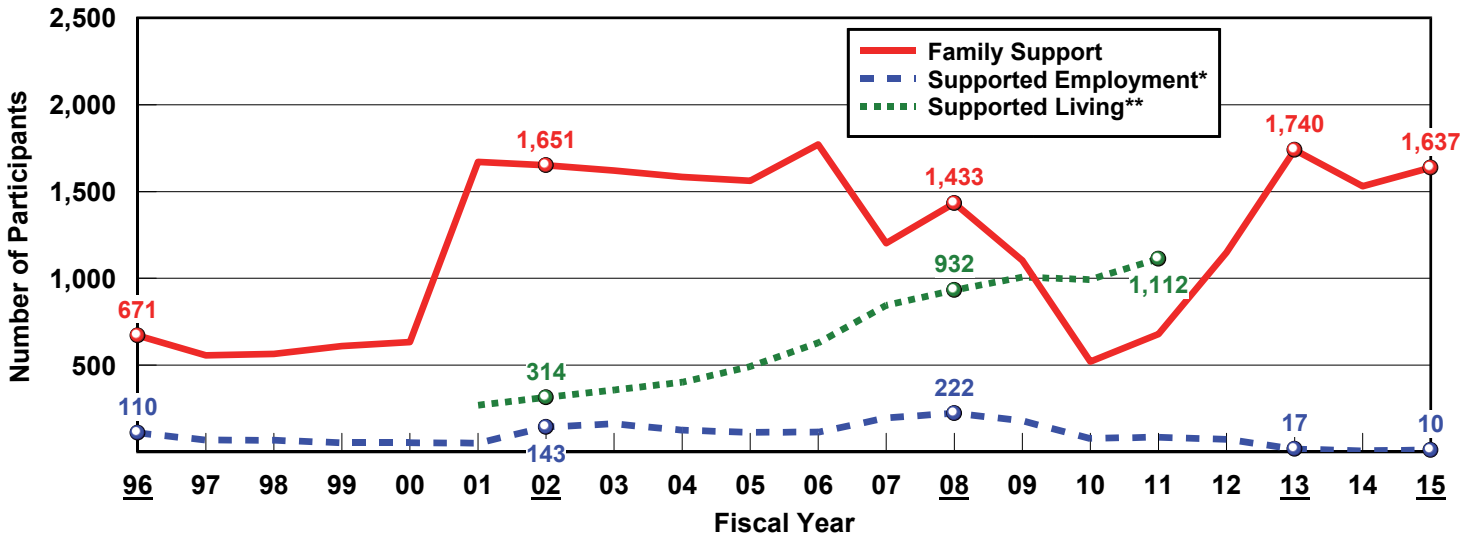
INDIVIDUAL AND FAMILY SUPPORT

HAWAII

SPENDING: FY 1996-2015



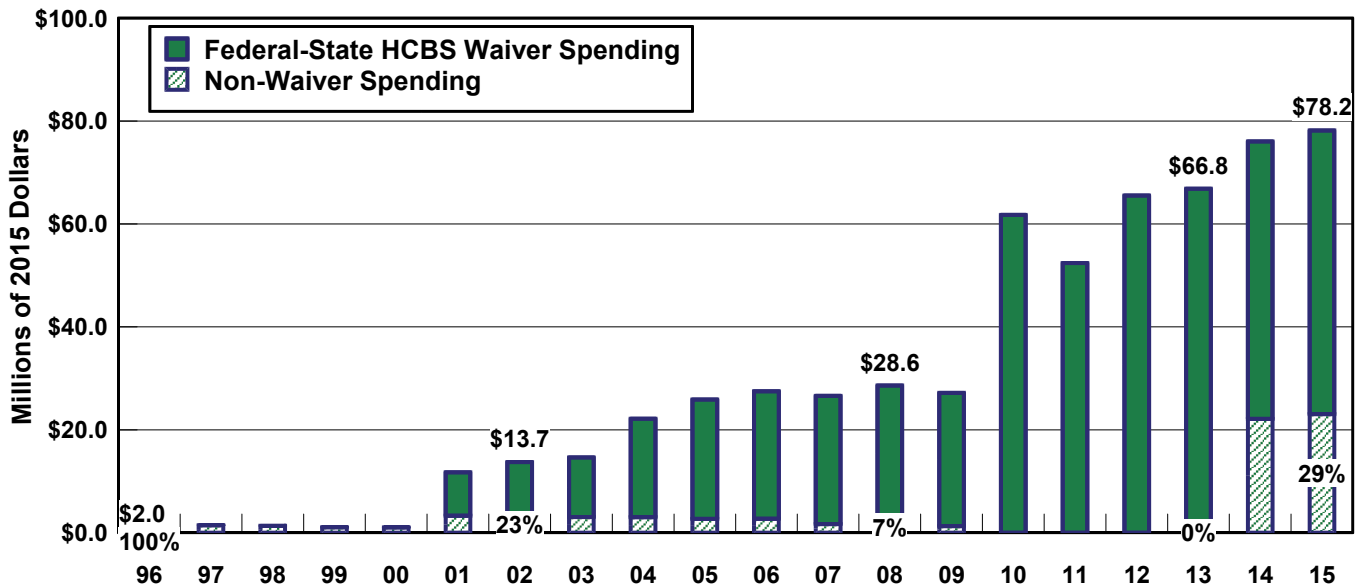
PARTICIPANTS: FY 1996-2015



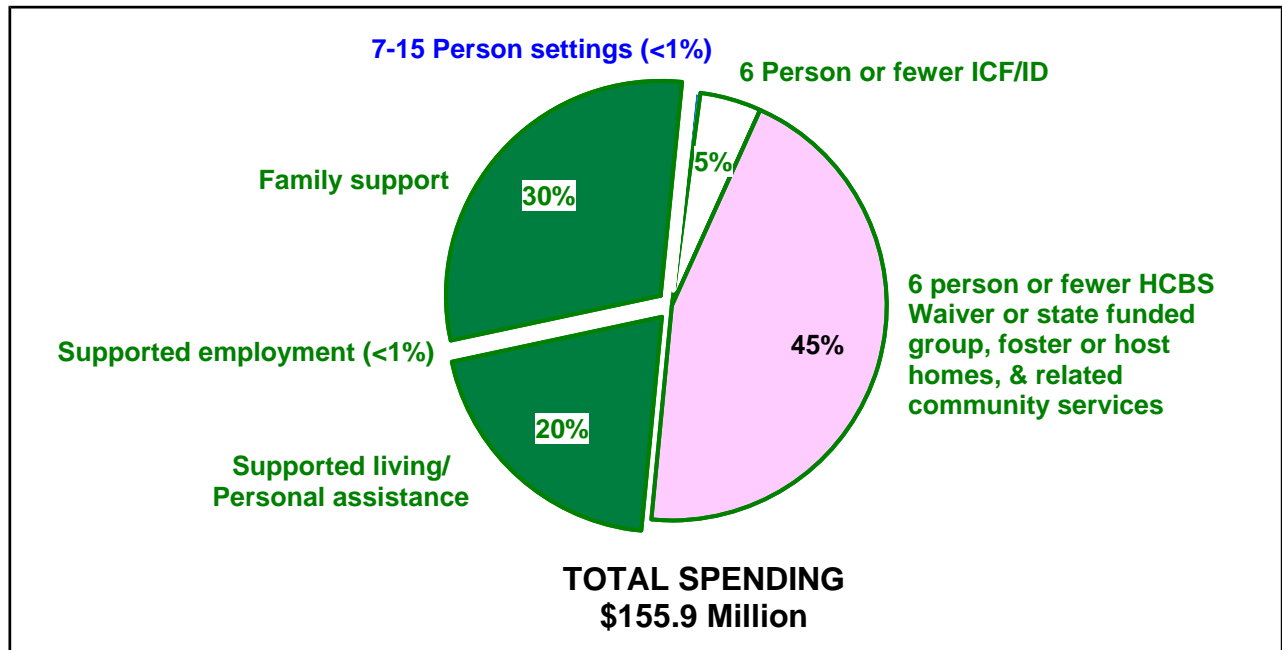
*Does not include 177 follow-along work support workers in 2014 and 2015.

**State reported that all SL participants are in the family home.

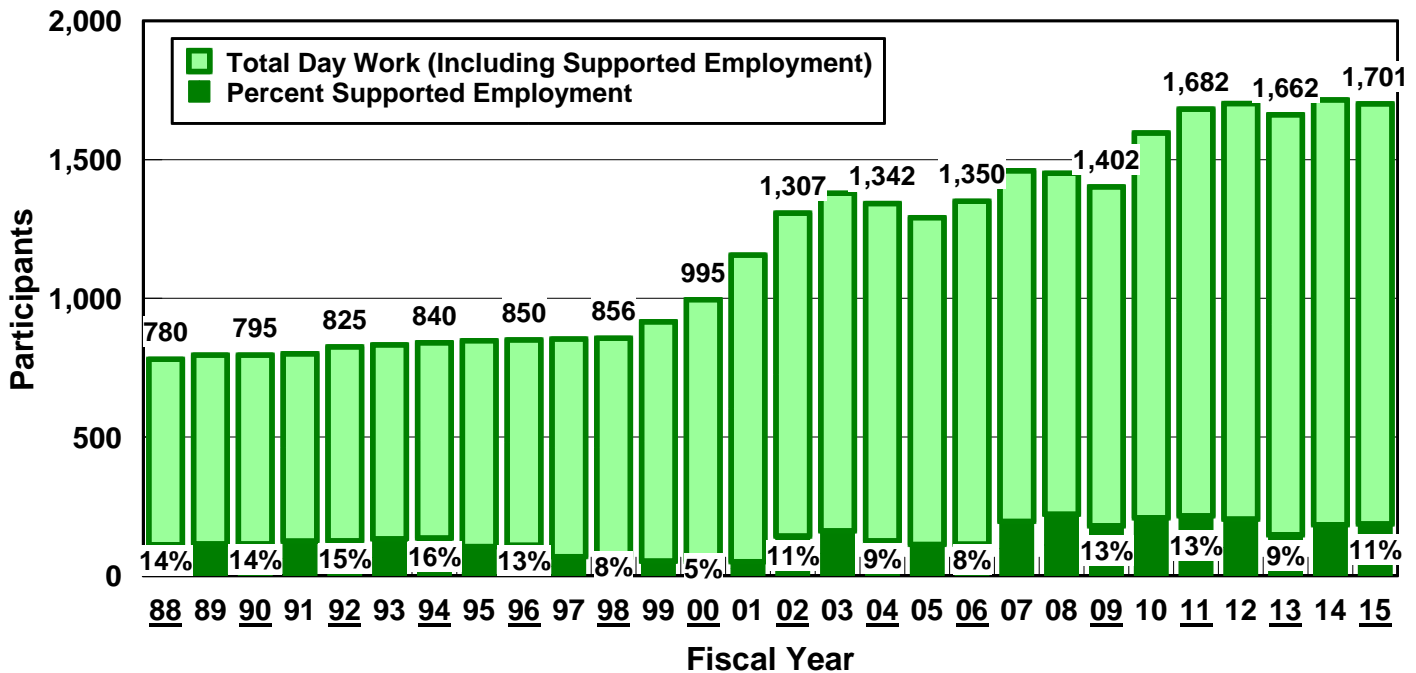
SUPPORTED LIVING, FAMILY SUPPORT AND SUPPORTED EMPLOYMENT SPENDING: FY 1996-2015



SUPPORTED LIVING, FAMILY SUPPORT, AND SUPPORTED EMPLOYMENT AS A PERCENTAGE OF TOTAL SPENDING: FY 2015

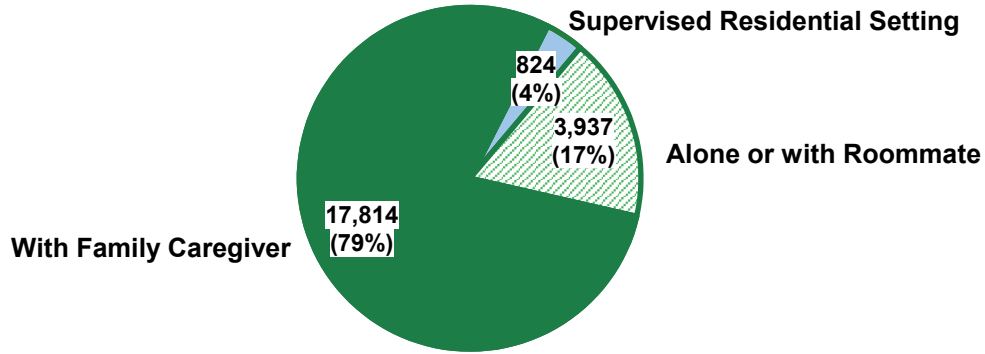


TOTAL DAY/WORK AND SUPPORTED EMPLOYMENT PARTICIPANTS : FY 1988-2015



Source: Braddock et al., Coleman Institute and Department of Psychiatry, University of Colorado, 2017.
<http://stateofthestates.org>

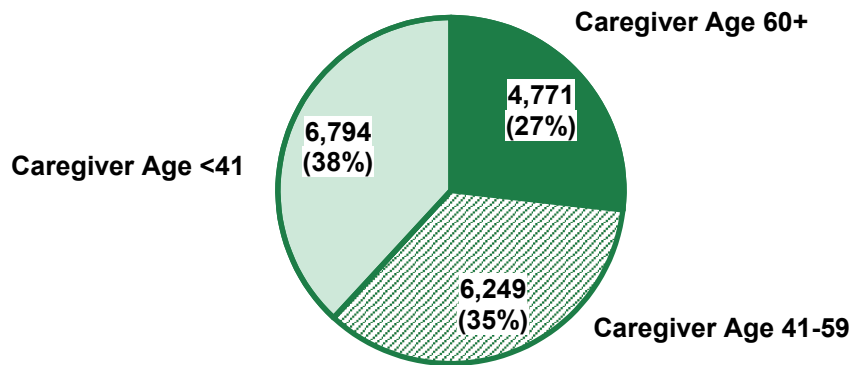
ESTIMATED NUMBER OF INDIVIDUALS WITH IDD BY LIVING ARRANGEMENT: FY 2015



TOTAL: 22,575 PERSONS

Braddock et al. 2016, based on Fujiura 2008, 2012

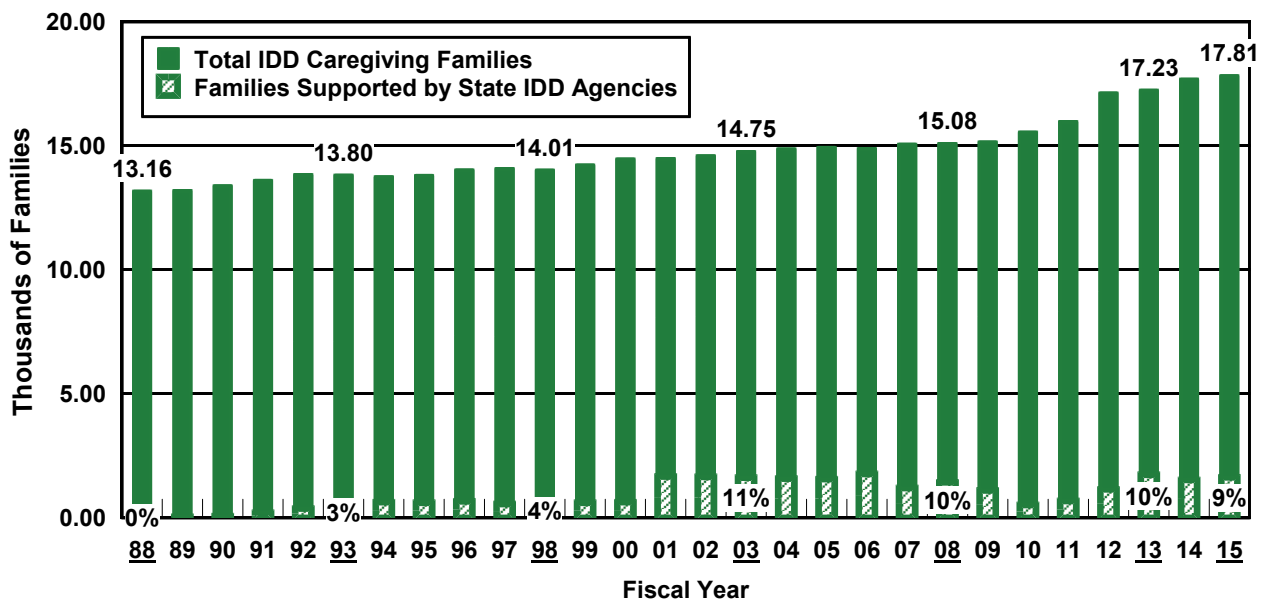
ESTIMATED NUMBER OF INDIVIDUALS WITH IDD BY AGE GROUP LIVING WITH FAMILY CAREGIVERS: FY 2015



TOTAL: 17,814 PERSONS

Braddock et al. 2016, based on Fujiura 2008, 2012

ESTIMATED NUMBER OF IDD CAREGIVING FAMILIES AND FAMILIES SUPPORTED BY IDD AGENCIES: FY 1988-2015



Source: Braddock et al., Coleman Institute and Department of Psychiatry, University of Colorado, 2017.