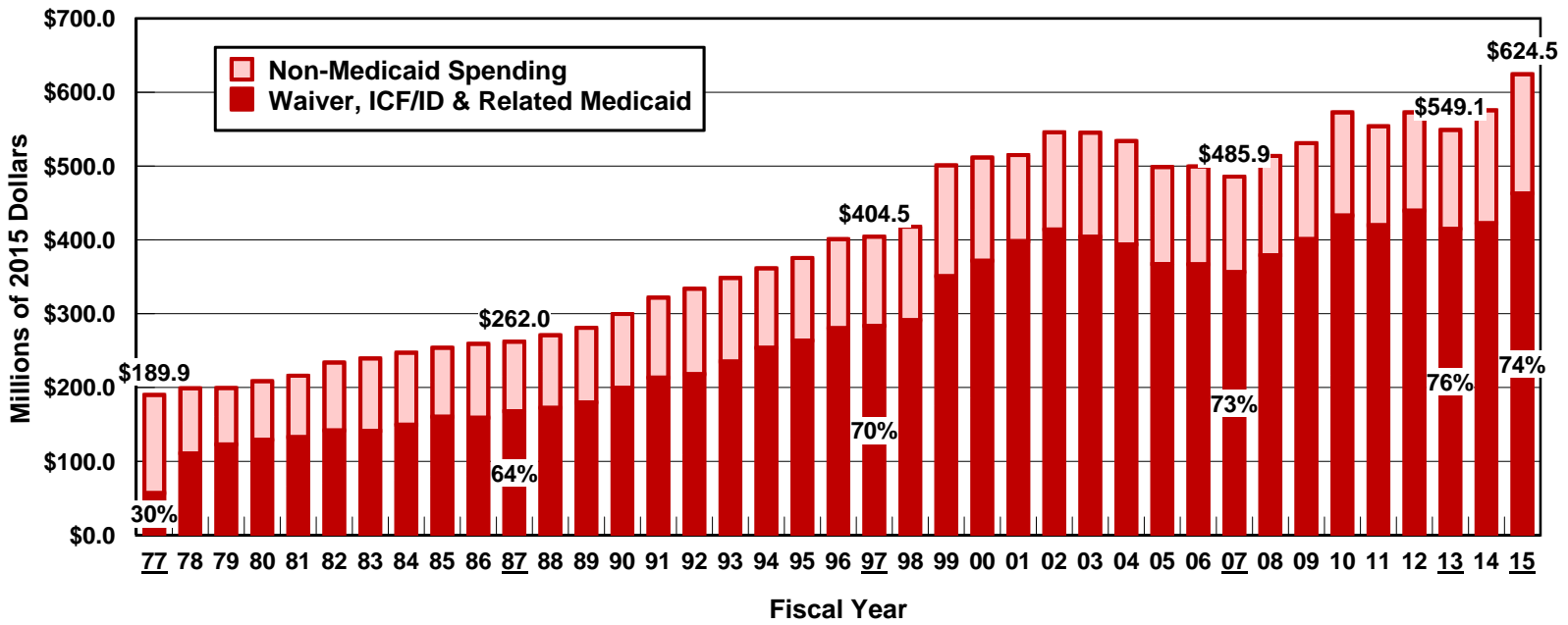
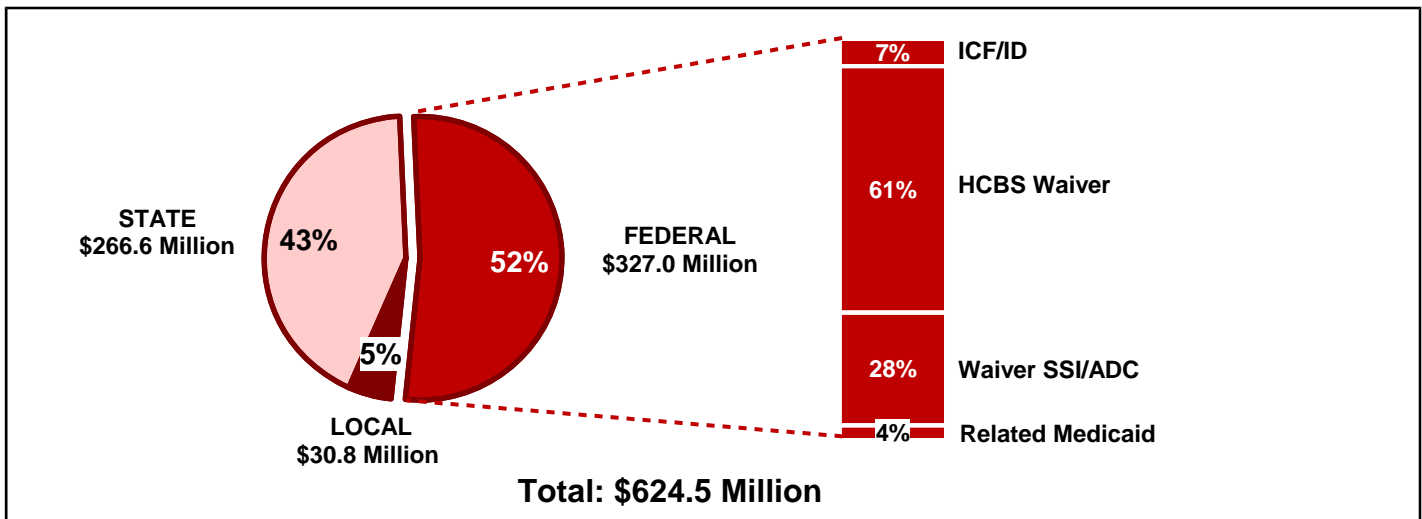


COLORADO

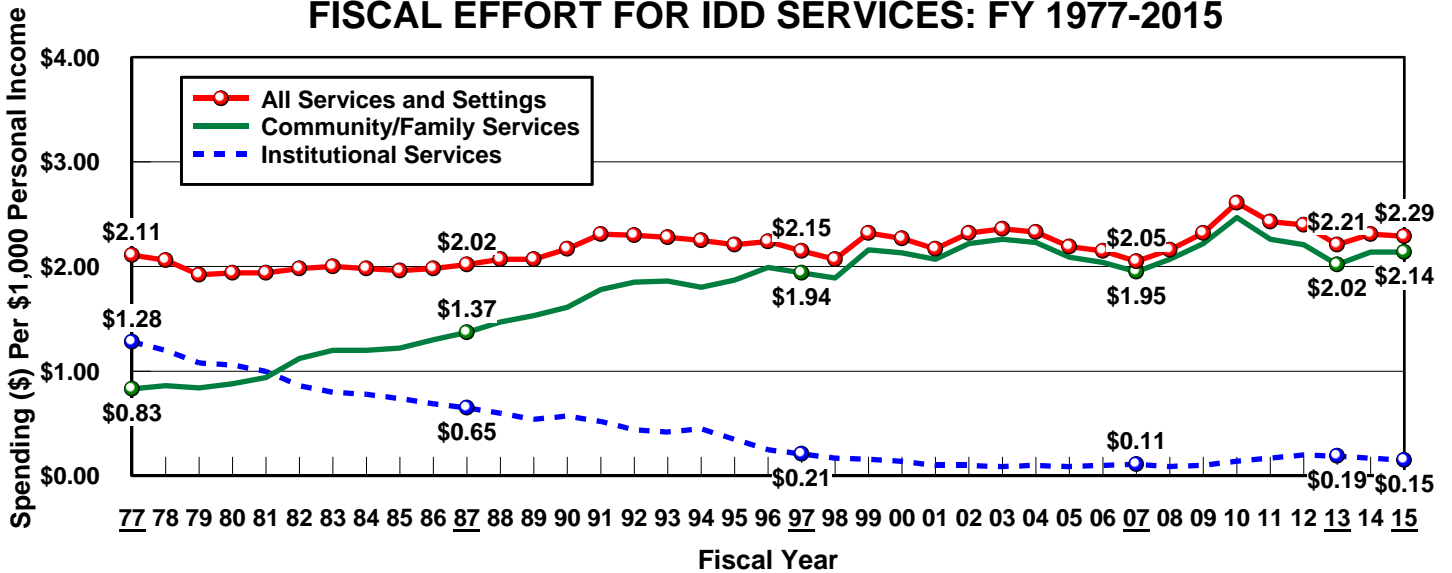
TOTAL PUBLIC IDD SPENDING FOR SERVICES: FY 1977-2015



PUBLIC IDD SPENDING BY REVENUE SOURCE: FY 2015



FISCAL EFFORT FOR IDD SERVICES: FY 1977-2015

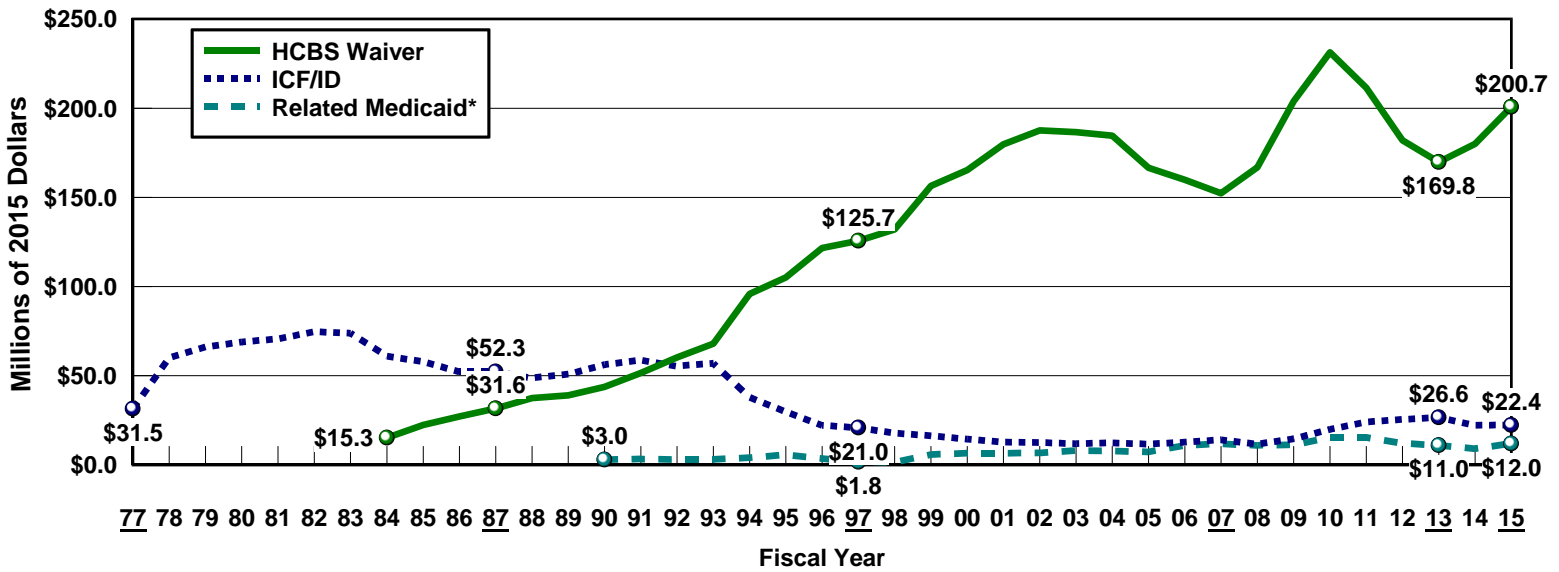


Source: Braddock et al., Coleman Institute and Department of Psychiatry, University of Colorado, 2017.

<http://stateofthestates.org>

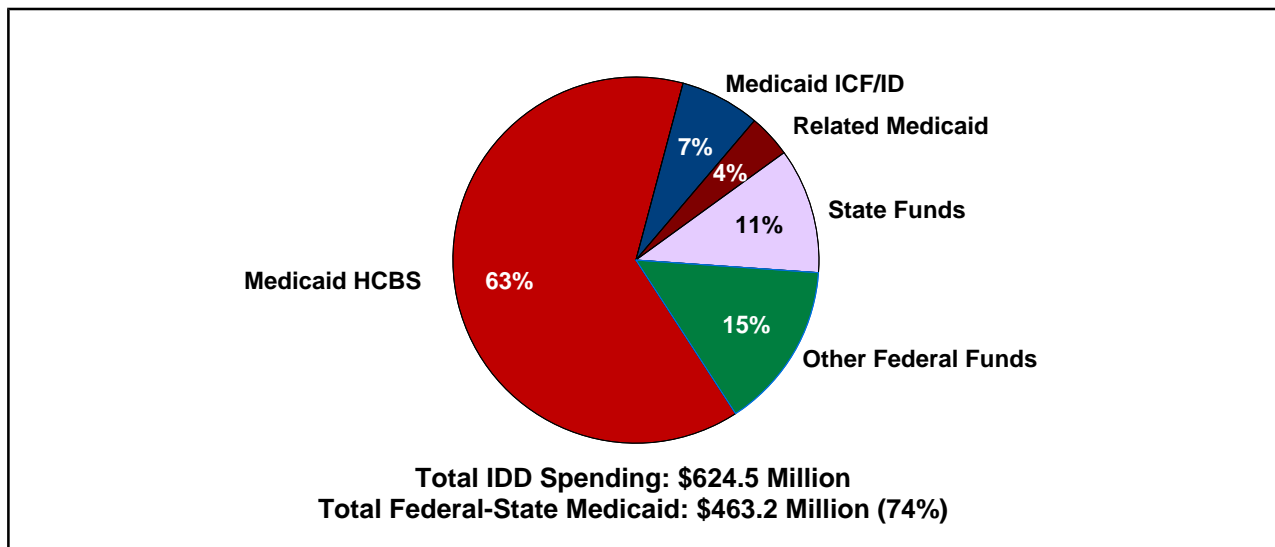
COLORADO

FEDERAL IDD MEDICAID SPENDING BY REVENUE SOURCE

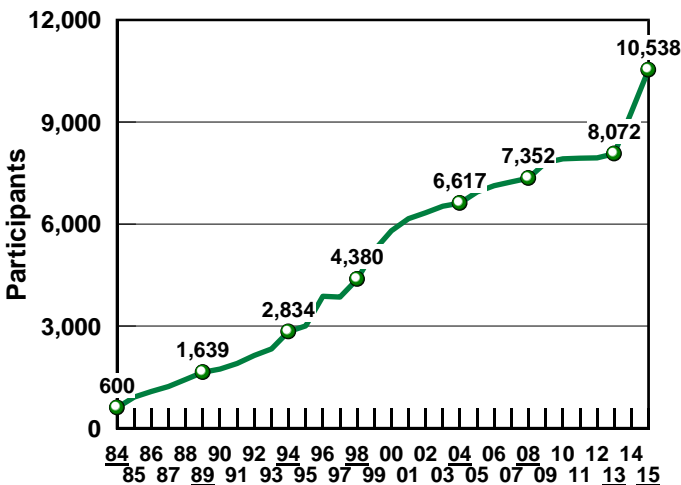


*In 2015, "Related Medicaid" was targeted case management (\$10.6 million) and administration (\$1.5 million).

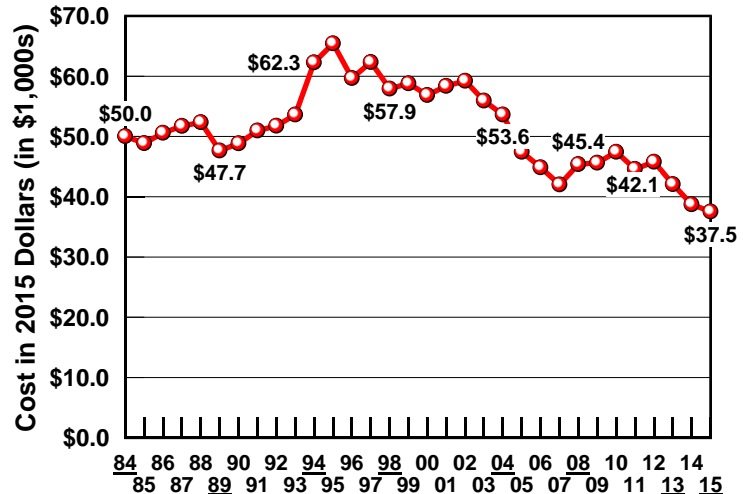
FEDERAL-STATE MEDICAID AS A PERCENTAGE OF TOTAL IDD SPENDING IN FY 2015



HCBS WAIVER PARTICIPANTS

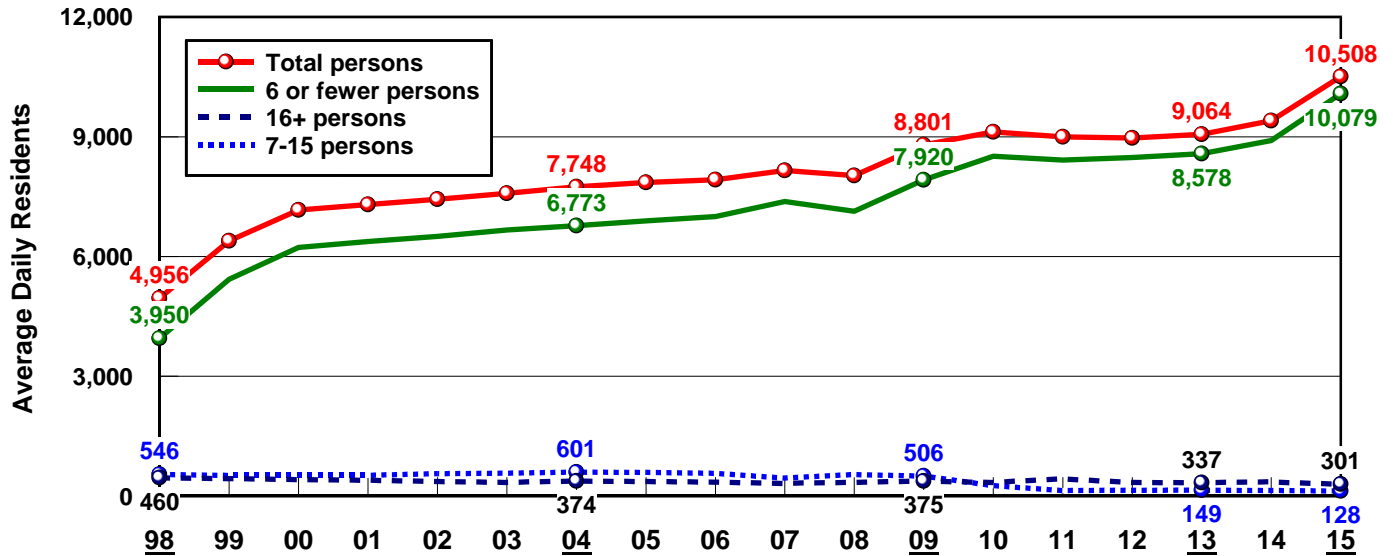


ADJUSTED WAIVER COST PER PARTICIPANT



Source: Braddock et al., Coleman Institute and Department of Psychiatry, University of Colorado, 2017.

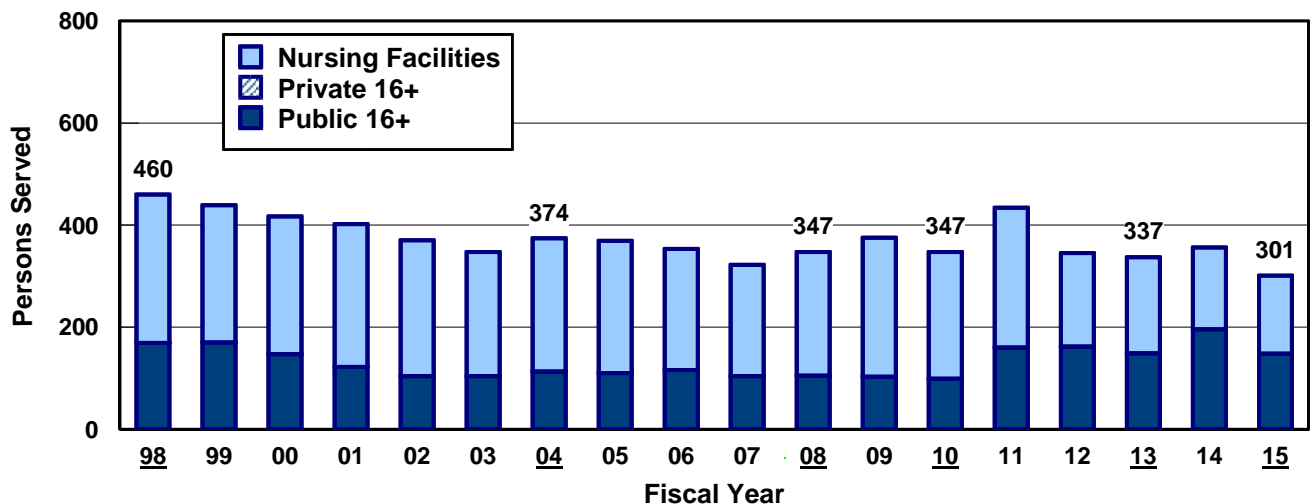
PERSONS WITH IDD BY SIZE OF SETTING: FY 1998-2015



PERSONS SERVED BY SETTING: FY 1998-2015

	1998	1999	2000	2001	2002	2003	2004	2005	2006	2007	2008	2009	2010	2011	2012	2013	2014	2015
TOTAL	4,956	6,391	7,168	7,303	7,438	7,583	7,748	7,858	7,926	8,155	8,027	8,801	9,123	8,995	8,971	9,064	9,405	10,508
16+ PERSONS	460	439	417	402	370	347	374	369	353	322	347	375	347	434	345	337	356	301
Nursing Facilities	291	269	270	280	266	243	261	259	237	218	242	272	248	274	183	188	160	153
State Institutions	169	170	147	122	104	104	113	110	116	104	105	103	99	160	162	149	196	148
Private ICF/ID	0	0	0	0	0	0	0	0	0	0	0	0	0	0	0	0	0	0
Other Residential	0	0	0	0	0	0	0	0	0	0	0	0	0	0	0	0	0	0
7-15 PERSONS	546	524	522	523	563	571	601	596	571	452	543	506	264	141	145	149	144	128
Public ICF/ID	0	0	0	0	0	0	0	0	0	0	0	0	0	0	0	0	0	0
Private ICF/ID	0	0	0	0	0	0	0	0	0	0	0	0	0	0	0	0	0	0
Other Residential	546	524	522	523	563	571	601	596	571	452	543	506	264	141	145	149	144	128
≤6 PERSONS	3,950	5,428	6,229	6,378	6,505	6,665	6,773	6,893	7,002	7,381	7,137	7,920	8,512	8,420	8,481	8,578	8,905	10,079
Public ICF/ID	0	0	0	0	0	0	0	0	0	0	0	0	0	0	0	0	0	0
Private ICF/ID	16	16	16	16	16	16	16	17	20	21	23	22	21	20	20	21	25	23
Supported Living	1,260	2,656	3,354	3,460	3,424	3,469	3,526	3,581	3,617	3,530	3,587	4,181	4,168	4,064	4,139	4,126	4,079	5,058
Other Residential	2,674	2,756	2,859	2,902	3,065	3,180	3,231	3,295	3,365	3,830	3,527	3,717	4,323	4,336	4,322	4,431	4,801	4,998

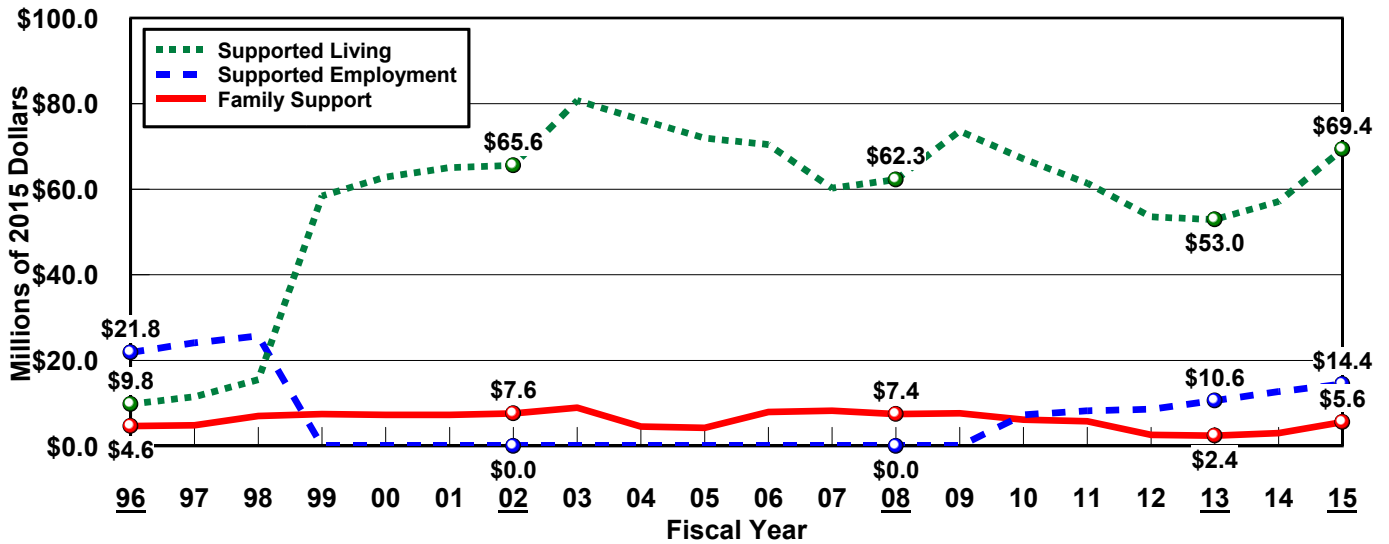
PERSONS IN PUBLIC AND PRIVATE 16+ INSTITUTIONS: FY 1998-2015



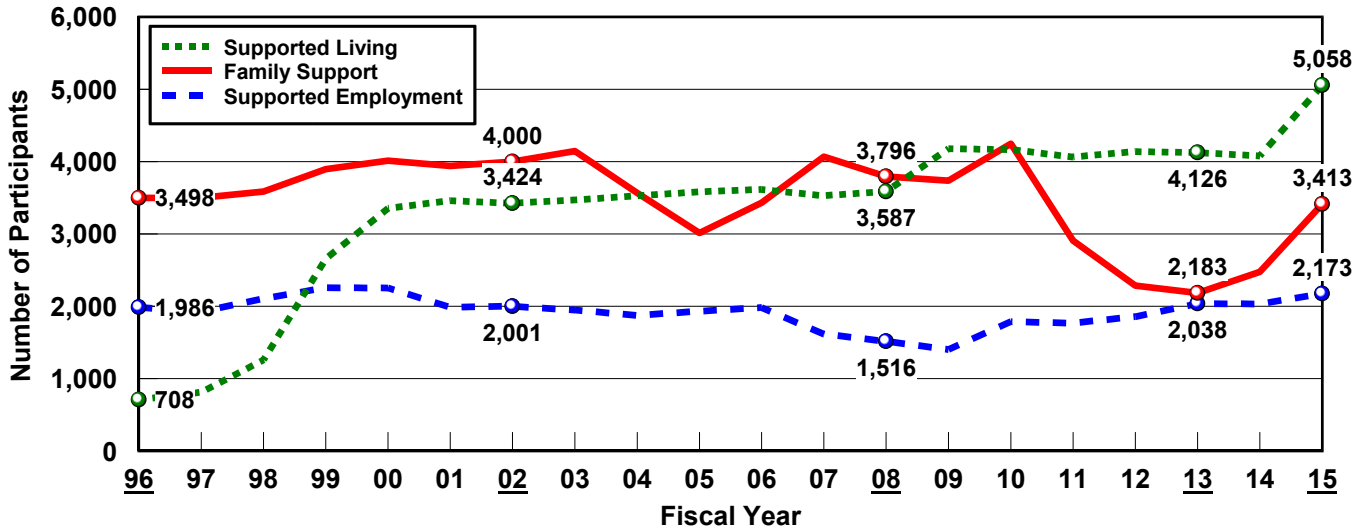
Source: Braddock et al., Coleman Institute and Department of Psychiatry, University of Colorado, 2017.

INDIVIDUAL AND FAMILY SUPPORT

SPENDING: FY 1996-2015

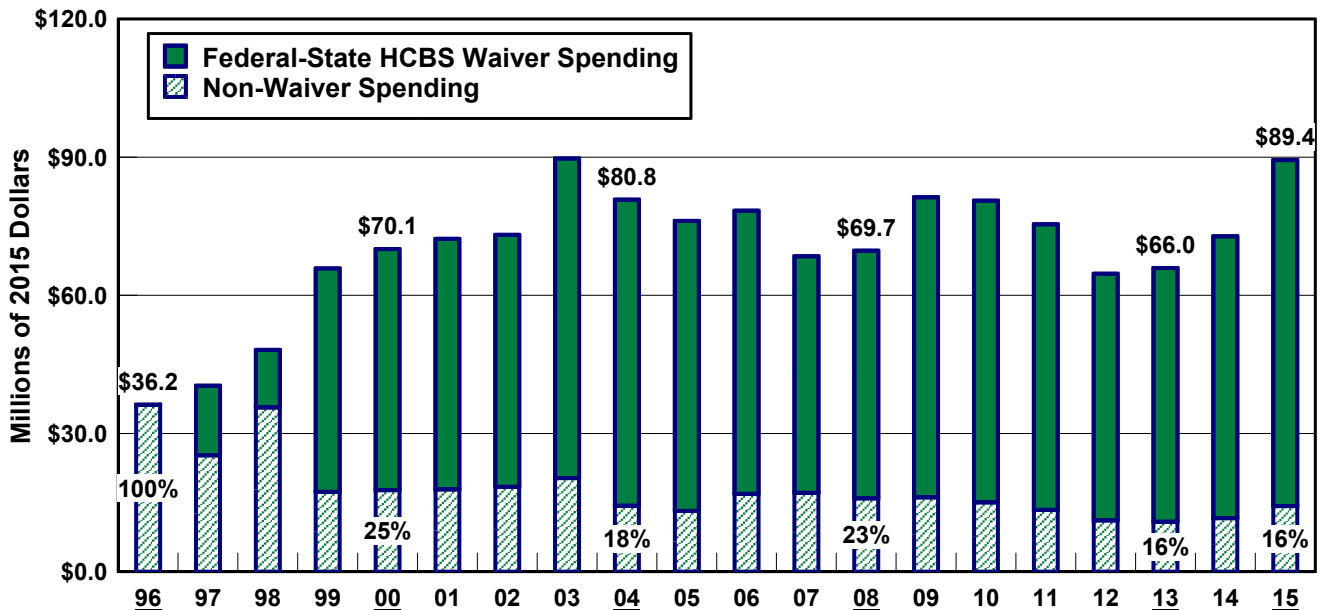


PARTICIPANTS: FY 1996-2015



** Does not include 306 follow-long work support workers in 2014 and 346 workers in 2015.

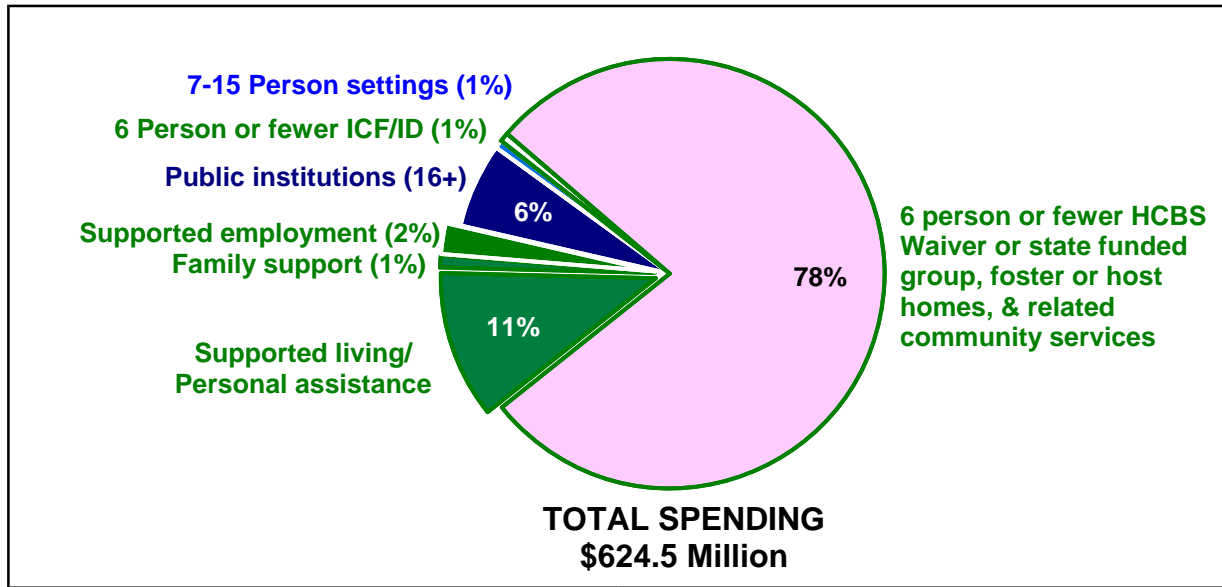
SUPPORTED LIVING, FAMILY SUPPORT AND SUPPORTED EMPLOYMENT SPENDING: FY 1996-2015



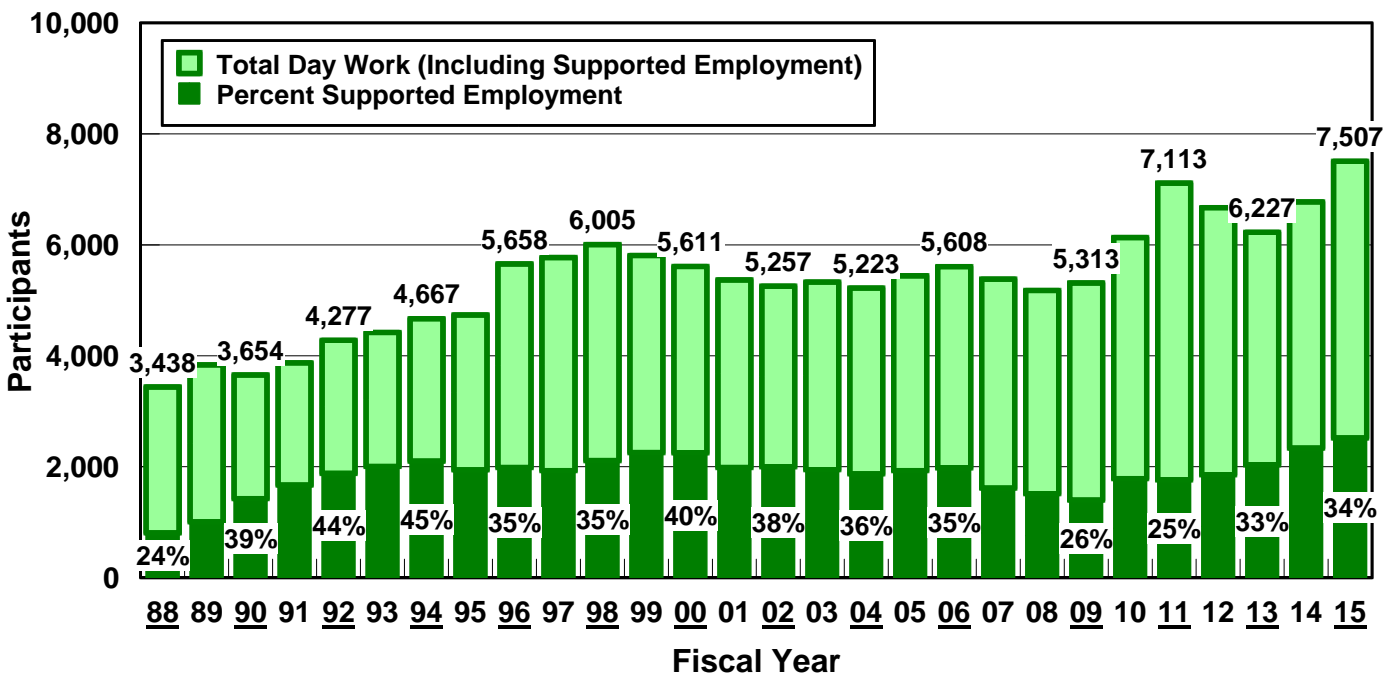
Source: Braddock et al., Coleman Institute and Department of Psychiatry, University of Colorado, 2017.

<http://stateofthestates.org>

SUPPORTED LIVING, FAMILY SUPPORT, AND SUPPORTED EMPLOYMENT AS A PERCENTAGE OF TOTAL SPENDING: FY 2015

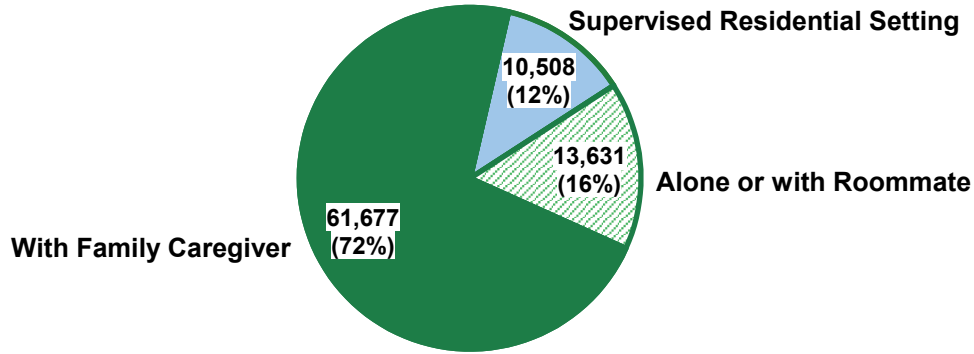


TOTAL DAY/WORK AND SUPPORTED EMPLOYMENT PARTICIPANTS : FY 1988-2015



Source: Braddock et al., Coleman Institute and Department of Psychiatry, University of Colorado, 2017.
<http://stateofthestates.org>

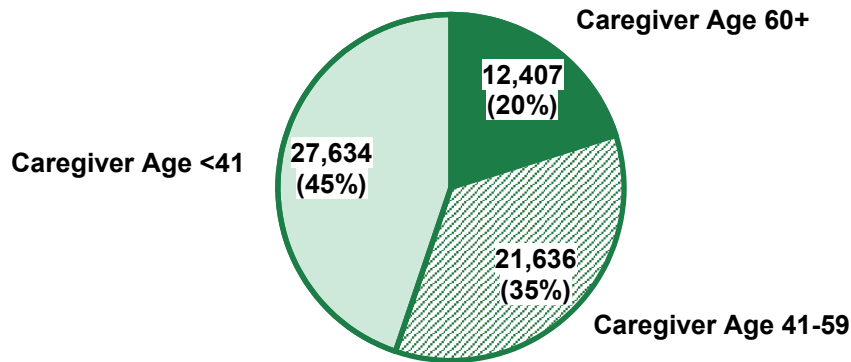
ESTIMATED NUMBER OF INDIVIDUALS WITH IDD BY LIVING ARRANGEMENT: FY 2015



TOTAL: 85,816 PERSONS

Braddock et al. 2016, based on Fujiura 2008, 2012

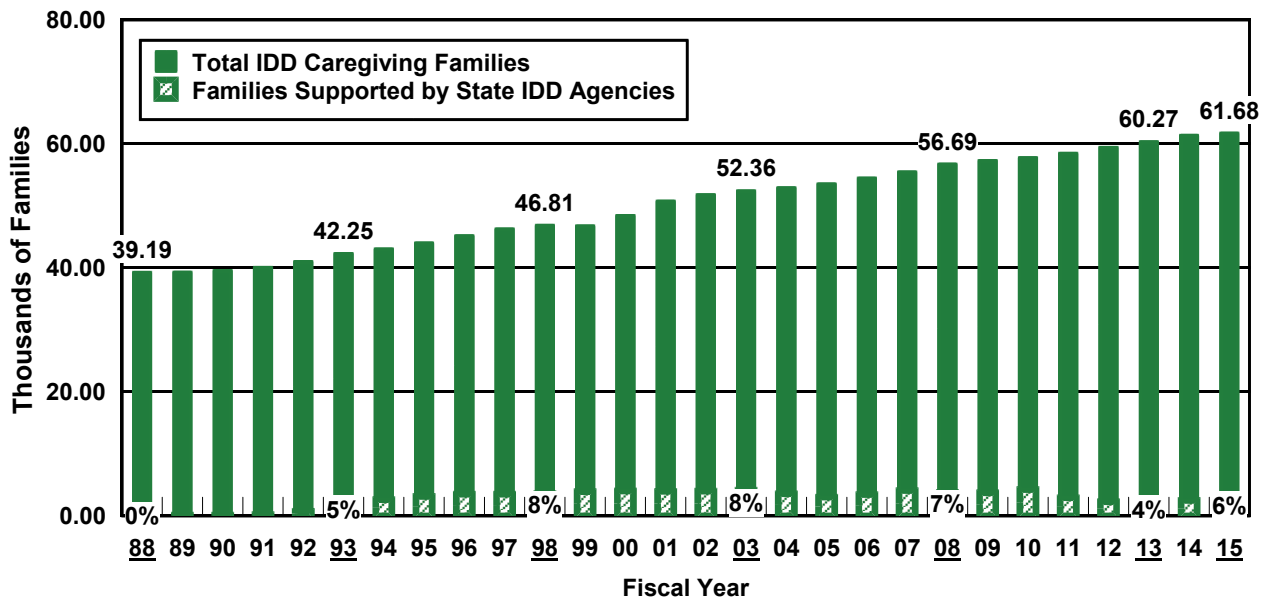
ESTIMATED NUMBER OF INDIVIDUALS WITH IDD BY AGE GROUP LIVING WITH FAMILY CAREGIVERS: FY 2015



TOTAL: 61,677 PERSONS

Braddock et al. 2016, based on Fujiura 2008, 2012

ESTIMATED NUMBER OF IDD CAREGIVING FAMILIES AND FAMILIES SUPPORTED BY IDD AGENCIES: FY 1988-2015



Source: Braddock et al., Coleman Institute and Department of Psychiatry, University of Colorado, 2017.