

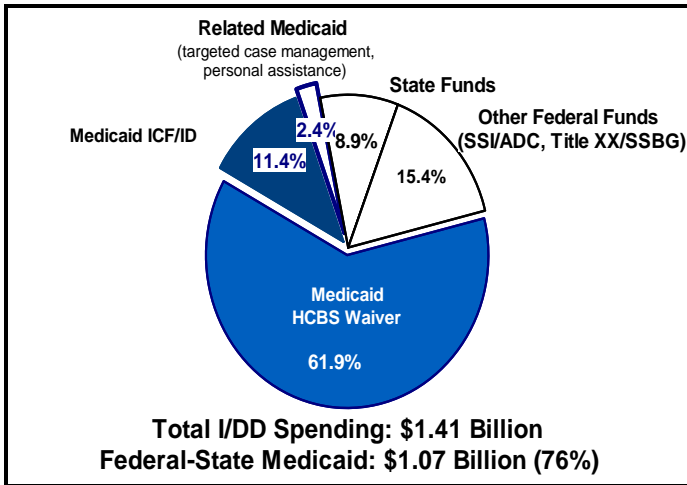


WISCONSIN

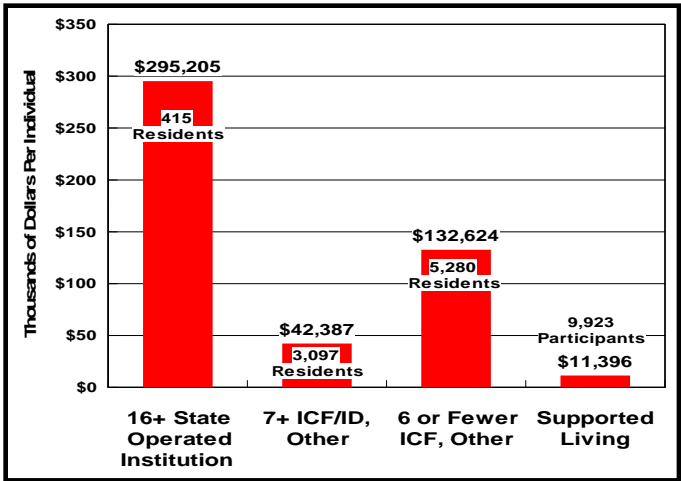
STATEOFTHESTATES.ORG

STATE OF THE STATES
IN DEVELOPMENTAL DISABILITIES

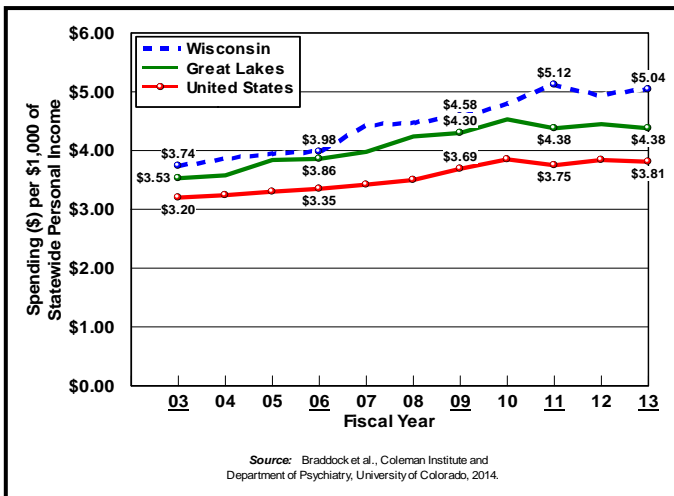
Medicaid Funds Constituted 76% of Total I/DD Services and Support Spending in Wisconsin: FY 2013



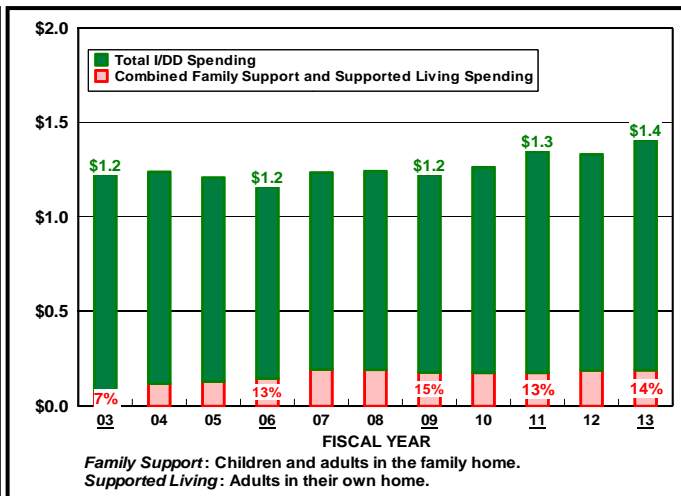
Average Cost of Care for Persons with I/DD by Residential Setting in Wisconsin: FY 2013



Fiscal Effort for Community Services in Wisconsin, Great Lakes Region and the U.S.: FY 2003-13



Public Spending in Wisconsin and Percentage for Family Support and Supported Living--FY 2003-13



To Create Charts go to: [interactive](#).

For the complete six-page profile of Wisconsin charts, go to: [profile](#).

SOURCE: Braddock, Hemp, Rizzolo, Tanis, Haffer, & Wu. (2015). *State of the States in Developmental Disabilities: Emerging from the Great Recession*. Boulder/Chicago: Universities of Colorado & Illinois.

Funding for this project was received from AIDD, the Coleman Institute for Cognitive Disabilities at the University of Colorado, and the Department of Disability and Human Development at the University of Illinois at Chicago.

