

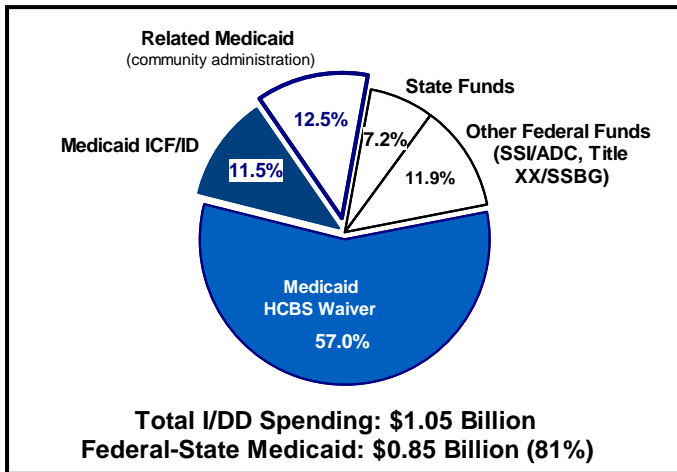
# WASHINGTON

STATEOFTHESTATES.ORG

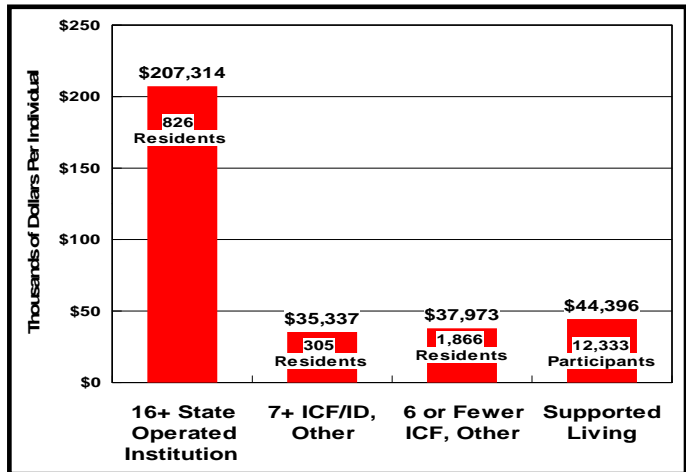


STATE OF THE STATES  
IN DEVELOPMENTAL DISABILITIES

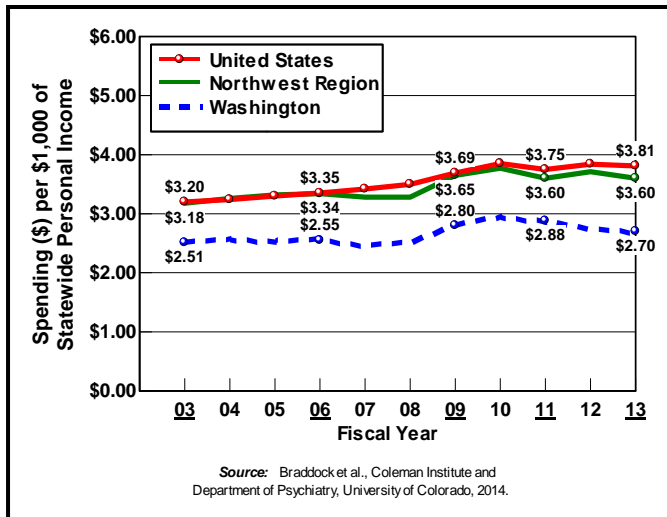
Medicaid Funds Constituted 81% of Total I/DD Services and Support Spending in Washington: FY 2013



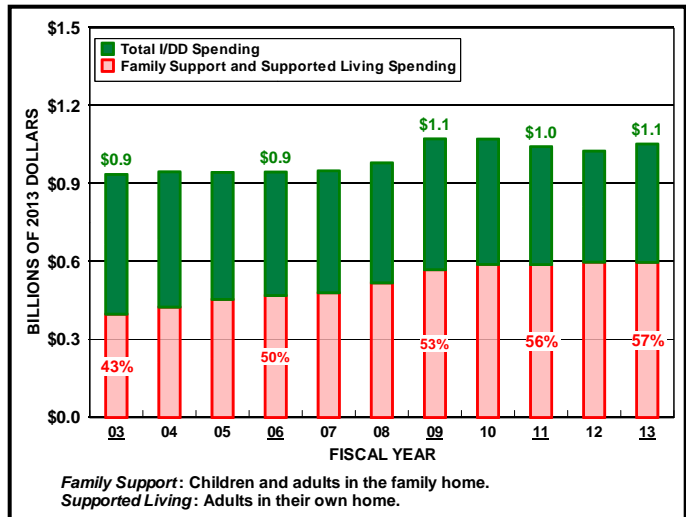
Average Cost of Care for Persons with I/DD by Residential Setting in Washington: FY 2013



Fiscal Effort for Community Services in Washington, Northwest Region and the U.S.: FY 2003-13



Public Spending in Washington and Percentage for Family Support and Supported Living--FY 2003-13



To Create Charts go to: [interactive](#).

For the complete six-page profile of Washington charts, go to: [profile](#).

SOURCE: Braddock, Hemp, Rizzolo, Tanis, Haffer, & Wu. (2015). *State of the States in Developmental Disabilities: Emerging from the Great Recession*. Boulder/Chicago: Universities of Colorado & Illinois.

Funding for this project was received from AIDD, the Coleman Institute for Cognitive Disabilities at the University of Colorado, and the Department of Disability and Human Development at the University of Illinois at Chicago.

