

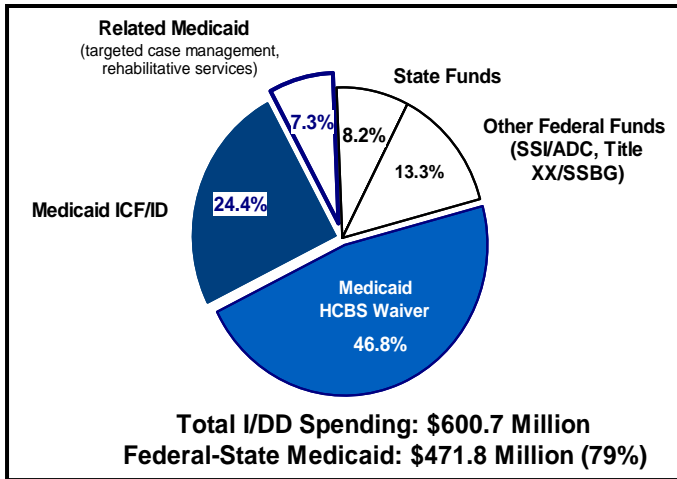
SOUTH CAROLINA

STATEOFTHESTATES.ORG

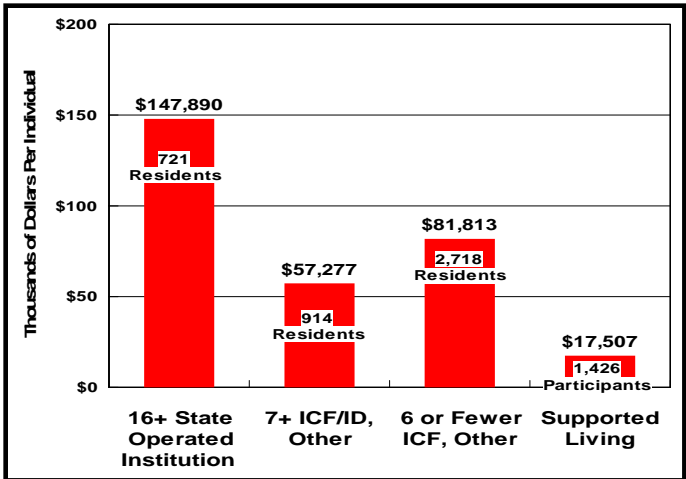


STATE OF THE STATES
IN DEVELOPMENTAL DISABILITIES

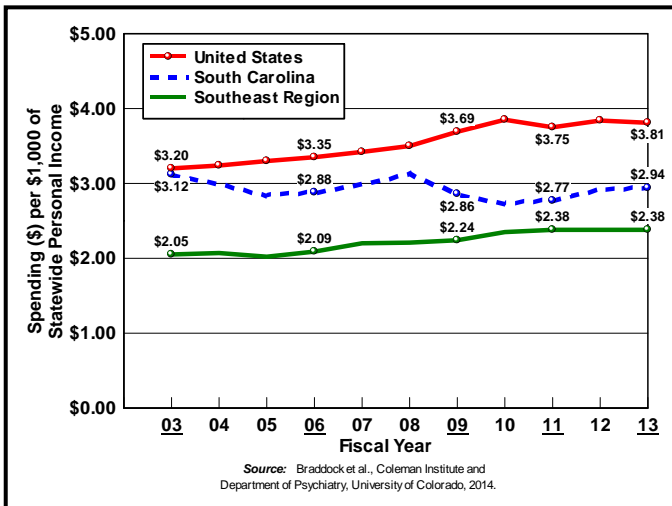
Medicaid Funds Constituted 79% of Total I/DD Services and Support Spending in South Carolina: FY 2013



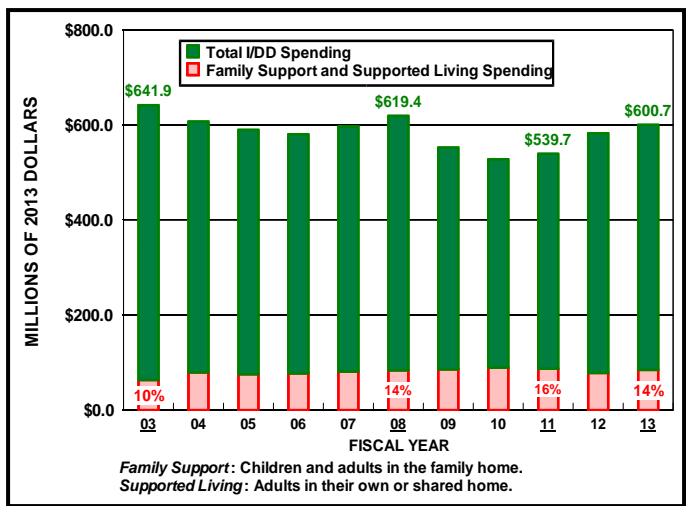
Average Cost of Care for Persons with I/DD by Residential Setting in South Carolina: FY 2013



Fiscal Effort for Community Services in South Carolina, Southeast Region and the U.S.: FY 2003-13



Public Spending in South Carolina and Percentage for Family Support and Supported Living--FY 2003-13



To Create Charts go to: [interactive](#).

For the complete six-page profile of South Carolina charts, go to: [profile](#).

SOURCE: Braddock, Hemp, Rizzolo, Tanis, Haffer, & Wu. (2015). *State of the States in Developmental Disabilities: Emerging from the Great Recession*. Boulder/Chicago: Universities of Colorado & Illinois.

Funding for this project was provided by AIDD, the Coleman Institute for Cognitive Disabilities at the University of Colorado, and the Department of Disability and Human Development at the University of Illinois at Chicago.



PROJECTS OF NATIONAL SIGNIFICANCE
COLLABORATIVE WEBSITE