

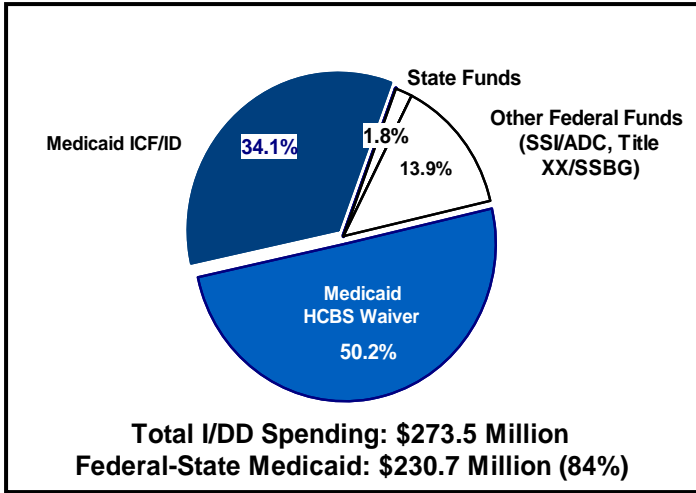
# NORTH DAKOTA

STATEOFTHESTATES.ORG

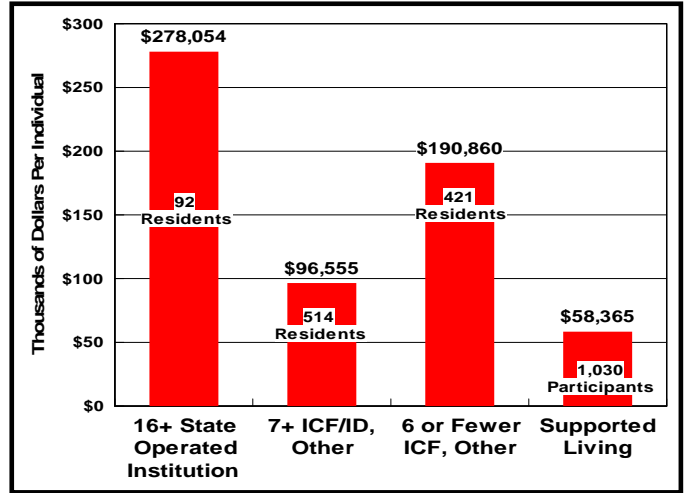


STATE OF THE STATES  
IN DEVELOPMENTAL DISABILITIES

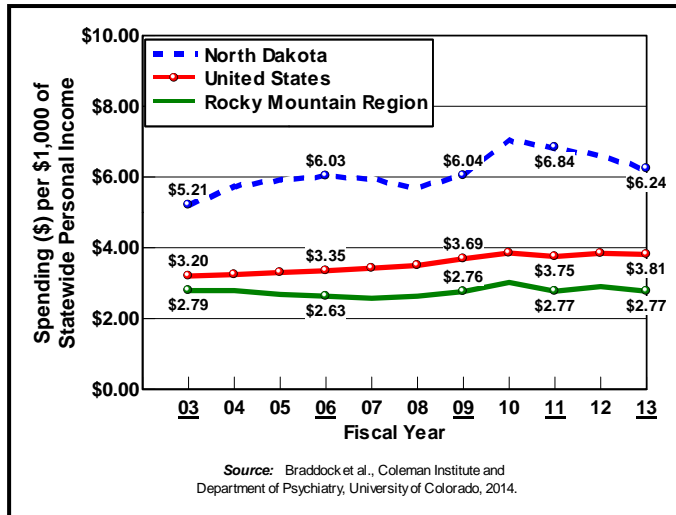
Medicaid Funds Constituted 84% of Total I/DD Services and Support Spending in North Dakota: FY 2013



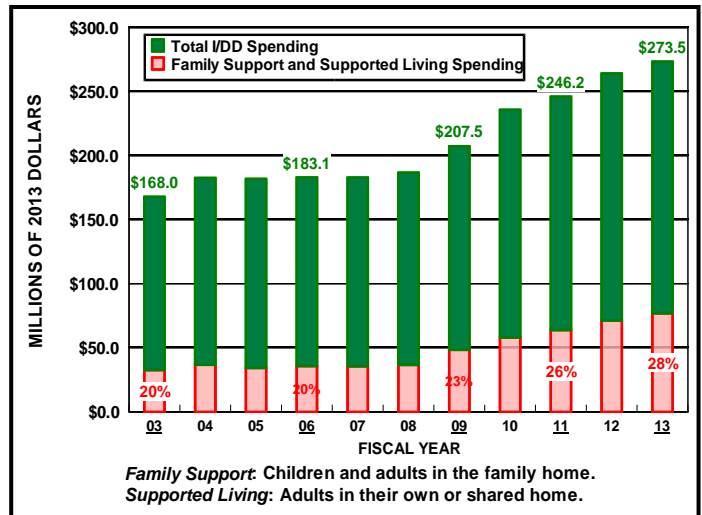
Average Cost of Care for Persons with I/DD by Residential Setting in North Dakota: FY 2013



Fiscal Effort for Community Services in North Dakota, Rocky Mountain Region and the U.S.: FY 2003-13



Public Spending in North Dakota and Percentage for Family Support and Supported Living--FY 2003-13



To Create Charts go to: [interactive](#).

For the complete six-page profile of North Dakota charts, go to: [profile](#).

SOURCE: Braddock, Hemp, Rizzolo, Tanis, Haffer, & Wu. (2015). *State of the States in Developmental Disabilities: Emerging from the Great Recession*. Boulder/Chicago: Universities of Colorado & Illinois.

Funding for this project was received from AIDD, the Coleman Institute for Cognitive Disabilities at the University of Colorado, and the Department of Disability and Human Development at the University of Illinois at Chicago.

