

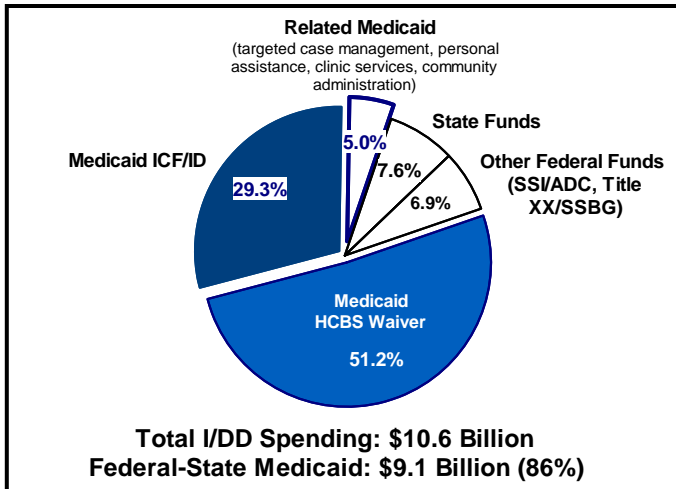
# NEW YORK

STATEOFTHESTATES.ORG

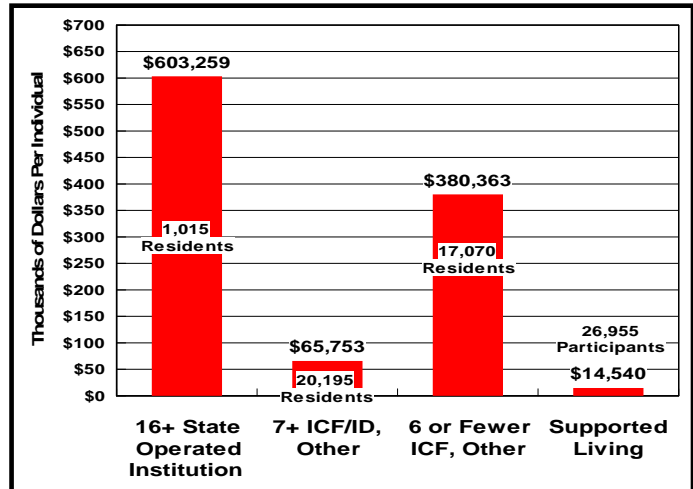


STATE OF THE STATES  
IN DEVELOPMENTAL DISABILITIES

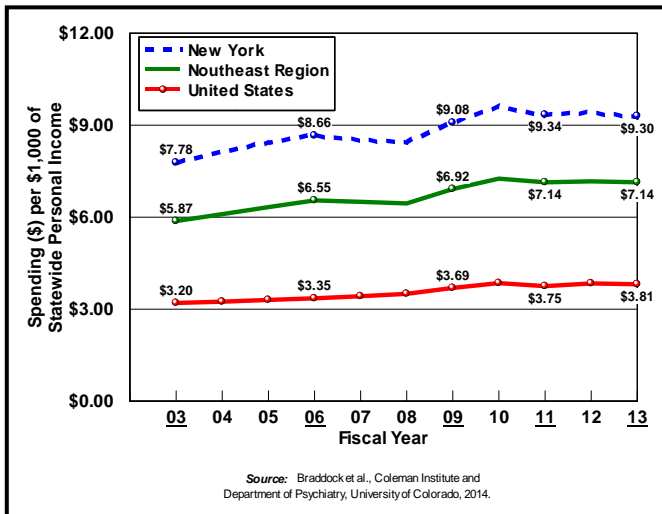
## Medicaid Funds Constituted 86% of Total I/DD Services and Support Spending in New York: FY 2013



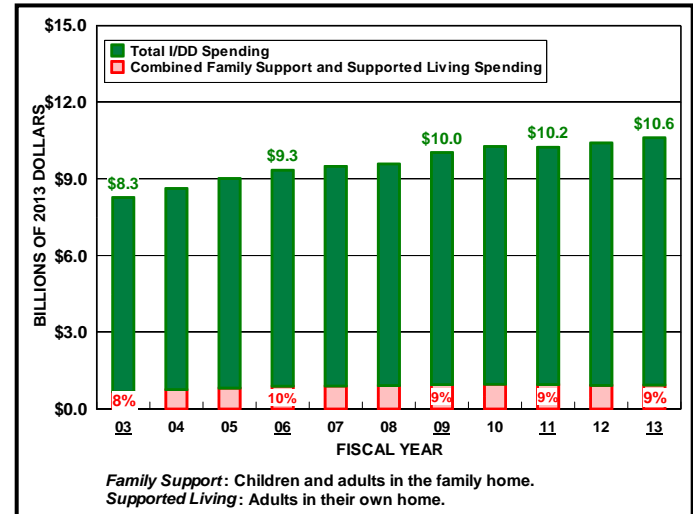
## Average Cost of Care for Persons with I/DD by Residential Setting in New York: FY 2013



## Fiscal Effort for Community Services in New York, Northeast Region and the U.S.: FY 2003-13



## Public Spending in New York and Percentage for Family Support and Supported Living--FY 2003-13



To Create Charts go to: [interactive](#).

For the complete six-page profile of New York charts, go to: [profile](#).

SOURCE: Braddock, Hemp, Rizzolo, Tanis, Haffer, & Wu. (2015). *State of the States in Developmental Disabilities: Emerging from the Great Recession*. Boulder/Chicago: Universities of Colorado & Illinois.

Funding for this project was received from AIDD, the Coleman Institute for Cognitive Disabilities at the University of Colorado, and the Department of Disability and Human Development at the University of Illinois at Chicago.

