

NEVADA

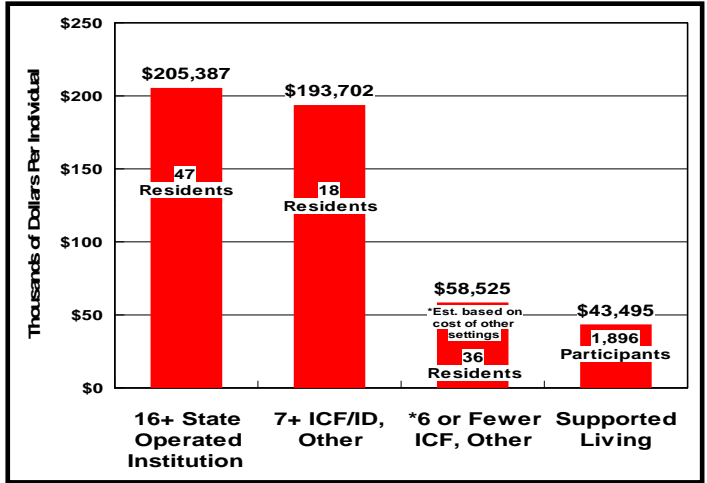
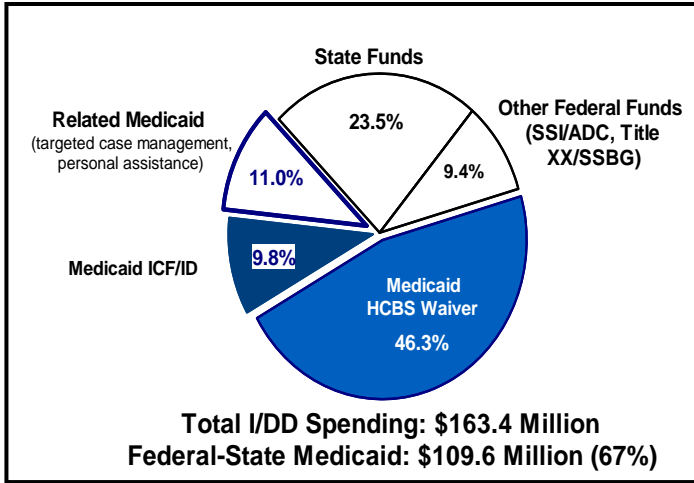
STATEOFTHESTATES.ORG



STATE OF THE STATES
IN DEVELOPMENTAL DISABILITIES

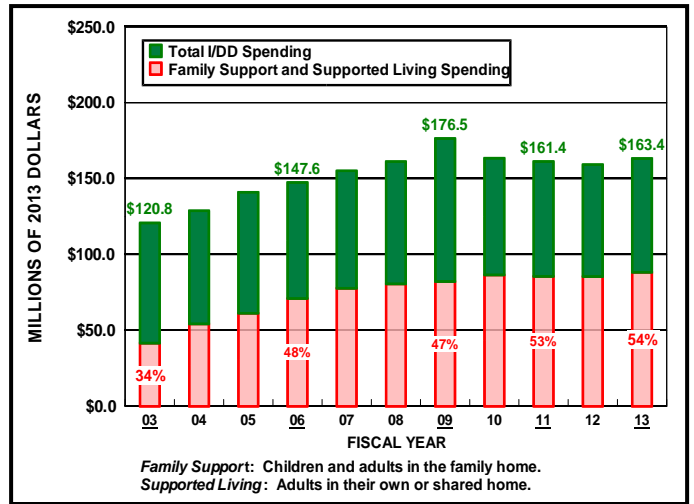
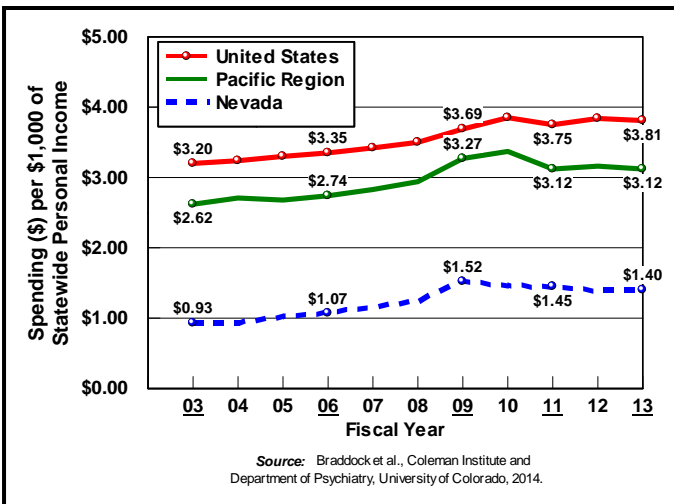
Medicaid Funds Constituted 67% of Total I/DD Services and Support Spending in Nevada: FY 2013

Average Cost of Care for Persons with I/DD by Residential Setting in Nevada: FY 2013



Fiscal Effort for Community Services in Nevada, Pacific Region and the U.S.: FY 2003-13

Public Spending in Nevada and Percentage for Family Support and Supported Living--FY 2003-13



To Create Charts go to: [interactive](#).

For the complete six-page profile of Nevada charts, go to: [profile](#).

SOURCE: Braddock, Hemp, Rizzolo, Tanis, Haffer, & Wu. (2015). *State of the States in Developmental Disabilities: Emerging from the Great Recession*. Boulder/Chicago: Universities of Colorado & Illinois.

Funding for this project was received from AIDD, the Coleman Institute for Cognitive Disabilities at the University of Colorado, and the Department of Disability and Human Development at the University of Illinois at Chicago.



PROJECTS OF NATIONAL SIGNIFICANCE
COLLABORATIVE WEBSITE