



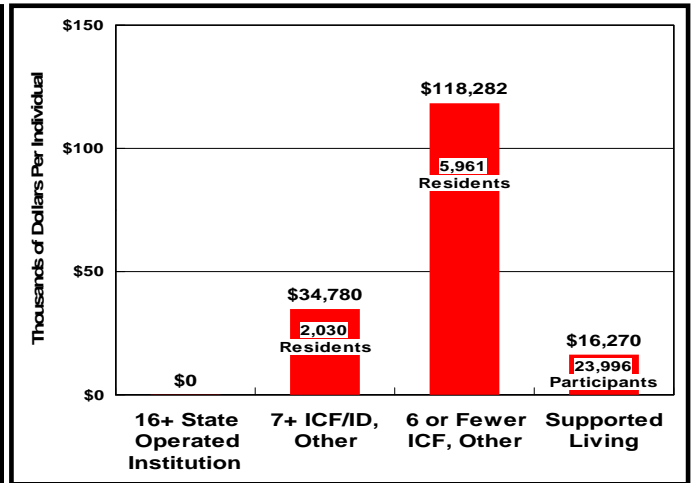
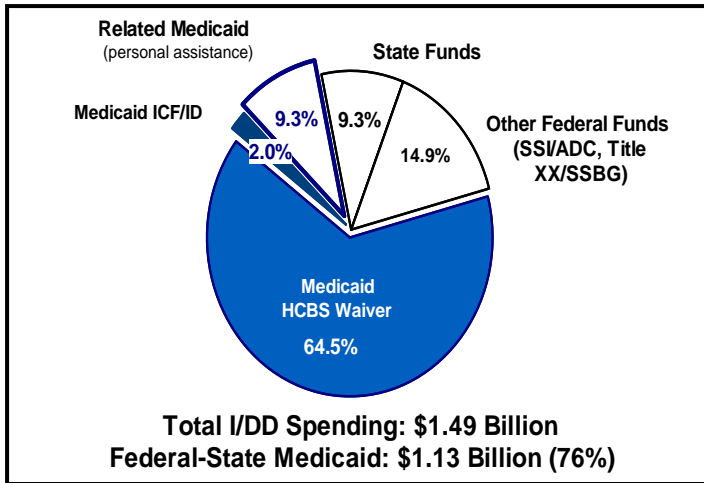
# MICHIGAN

STATEOFTHESTATES.ORG

STATE OF THE STATES  
IN DEVELOPMENTAL DISABILITIES

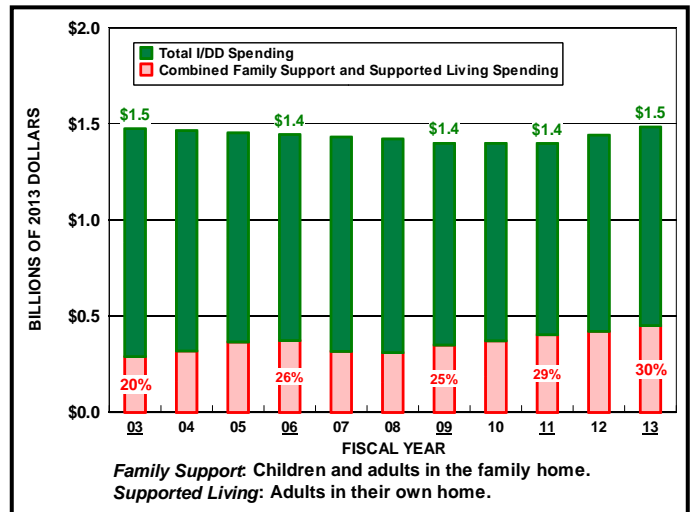
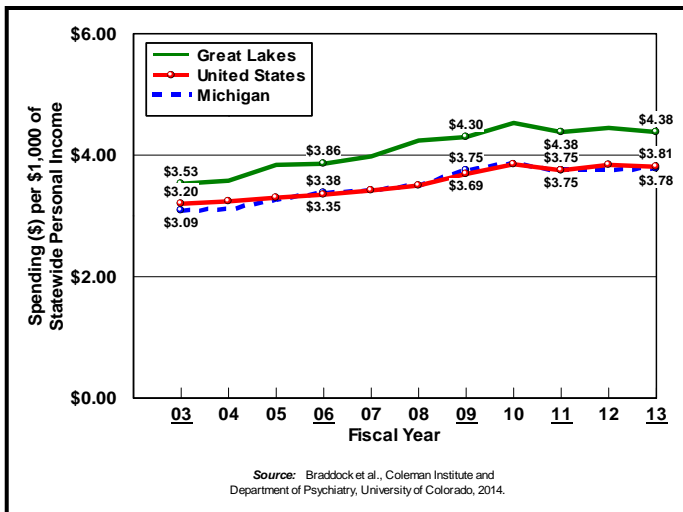
**Medicaid Funds Constituted 76% of Total I/DD Services and Support Spending in Michigan: FY 2013**

**Average Cost of Care for Persons with I/DD by Residential Setting in Michigan: FY 2013**



**Fiscal Effort for Community Services in Michigan, Great Lakes Region and the U.S.: FY 2003-13**

**Public Spending in Michigan and Percentage for Family Support and Supported Living--FY 2003-13**



To Create Charts go to: [interactive](#).

For the complete six-page profile of Michigan charts, go to: [profile](#).

SOURCE: Braddock, Hemp, Rizzolo, Tanis, Haffer, & Wu. (2015). *State of the States in Developmental Disabilities: Emerging from the Great Recession*. Boulder/Chicago: Universities of Colorado & Illinois.

Funding for this project was received from AIDD, the Coleman Institute for Cognitive Disabilities at the University of Colorado, and the Department of Disability and Human Development at the University of Illinois at Chicago.

