

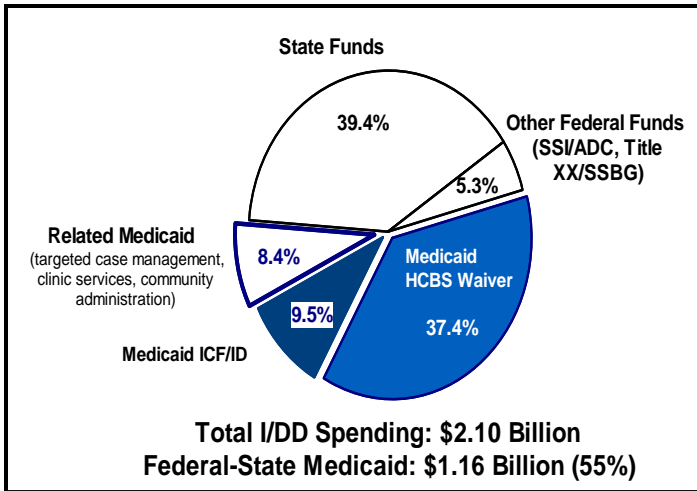
MASSACHUSETTS

STATEOFTHESTATES.ORG

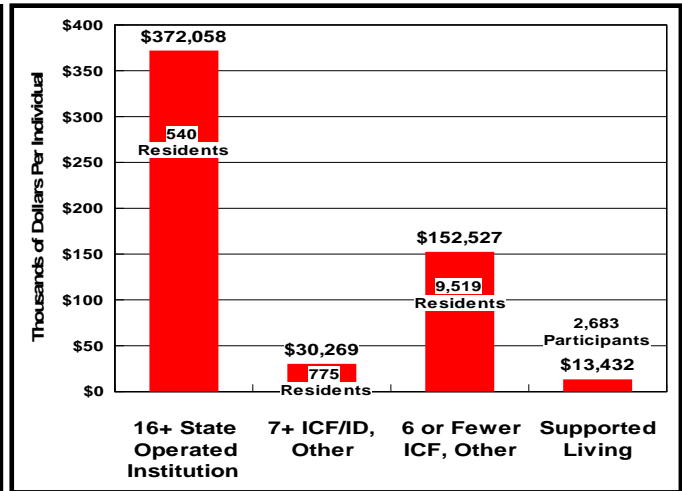


STATE OF THE STATES
IN DEVELOPMENTAL DISABILITIES

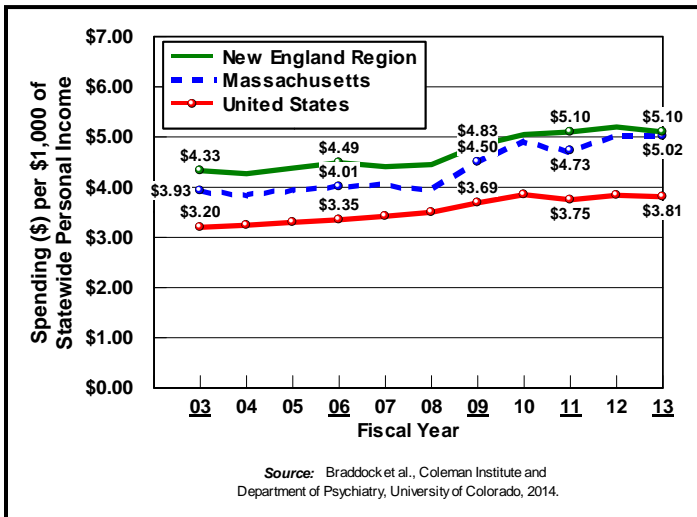
Medicaid Funds Constituted 55% of Total I/DD Services and Support Spending in Massachusetts: FY 2013



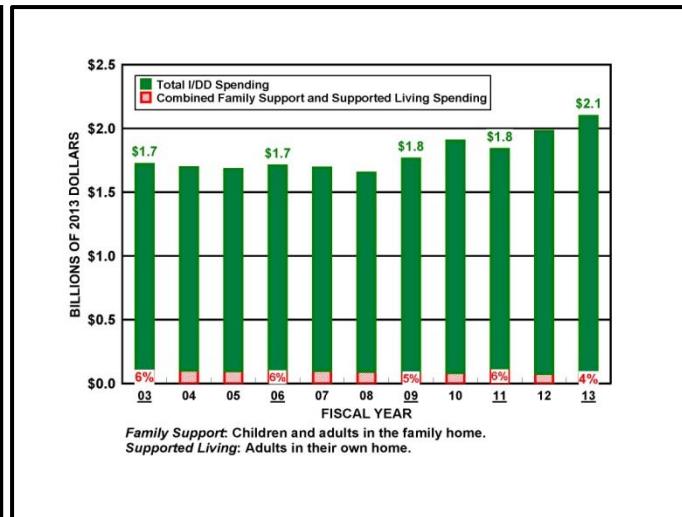
Average Cost of Care for Persons with I/DD by Residential Setting in Massachusetts: FY 2013



Fiscal Effort for Community Services in Massachusetts, New England Region and the U.S.: FY 2003-13



Public Spending in Massachusetts and Percentage for Family Support and Supported Living--FY 2003-13



To Create Charts go to: [interactive](#).

For the complete six-page profile of Massachusetts charts, go to: [profile](#).

SOURCE: Braddock, Hemp, Rizzolo, Tanis, Haffer, & Wu. (2015). *State of the States in Developmental Disabilities: Emerging from the Great Recession*. Boulder/Chicago: Universities of Colorado & Illinois.

Funding for this project was received from AIDD, the Coleman Institute for Cognitive Disabilities at the University of Colorado, and the Department of Disability and Human Development at the University of Illinois at Chicago.

