

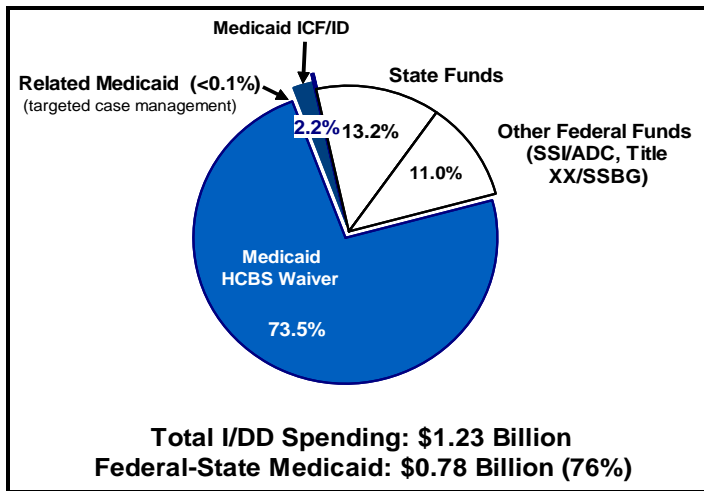


MARYLAND

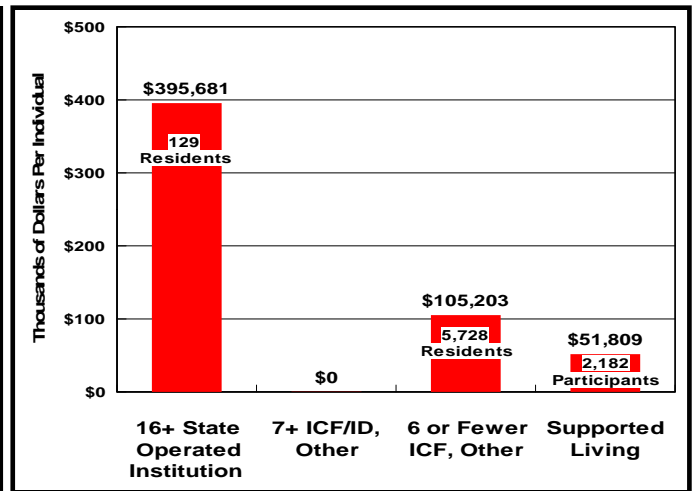
STATEOFTHESTATES.ORG

STATE OF THE STATES
IN DEVELOPMENTAL DISABILITIES

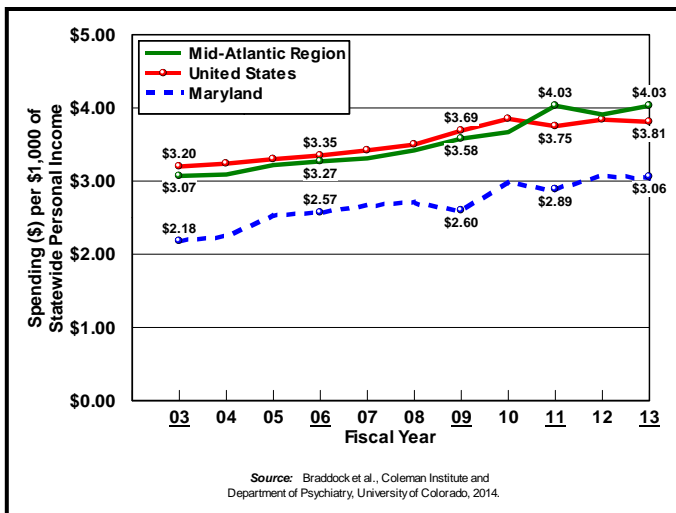
Medicaid Funds Constituted 76% of Total I/DD Services and Support Spending in Maryland: FY 2013



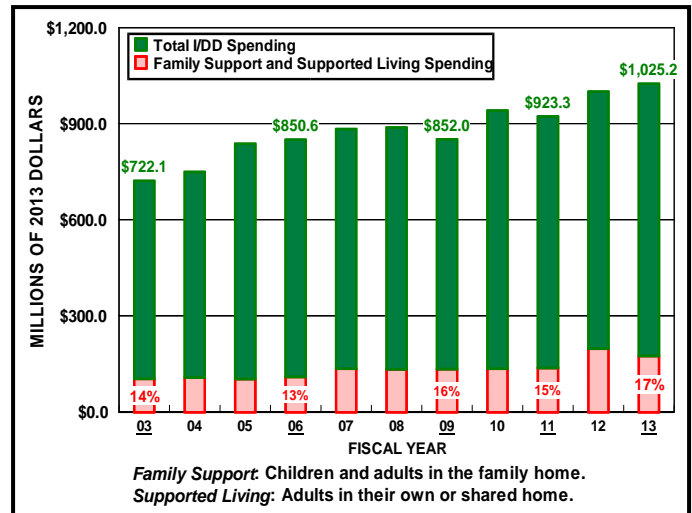
Average Cost of Care for Persons with I/DD by Residential Setting in Maryland: FY 2013



Fiscal Effort for Community Services in Maryland, Mid-Atlantic Region and the U.S.: FY 2003-13



Public Spending in Maryland and Percentage for Family Support and Supported Living--FY 2003-13



To Create Charts go to: [interactive](#).

For the complete six-page profile of Maryland charts, go to: [profile](#).

SOURCE: Braddock, Hemp, Rizzolo, Tanis, Haffer, & Wu. (2015). *State of the States in Developmental Disabilities: Emerging from the Great Recession*. Boulder/Chicago: Universities of Colorado & Illinois.

Funding for this project was received from AIDD, the Coleman Institute for Cognitive Disabilities at the University of Colorado, and the Department of Disability and Human Development at the University of Illinois at Chicago.

