

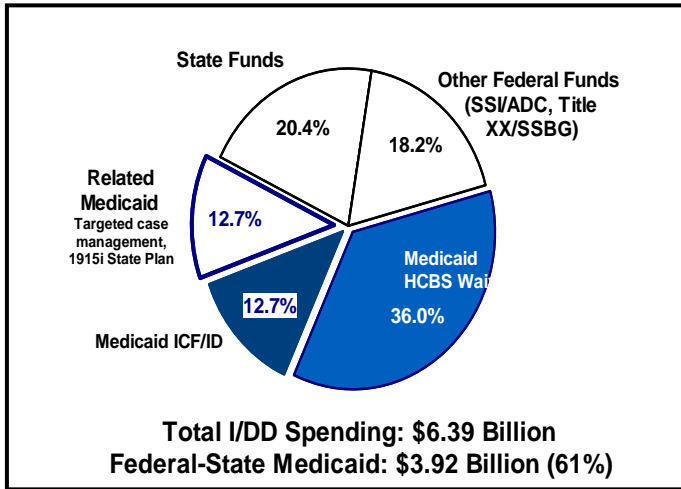


CALIFORNIA

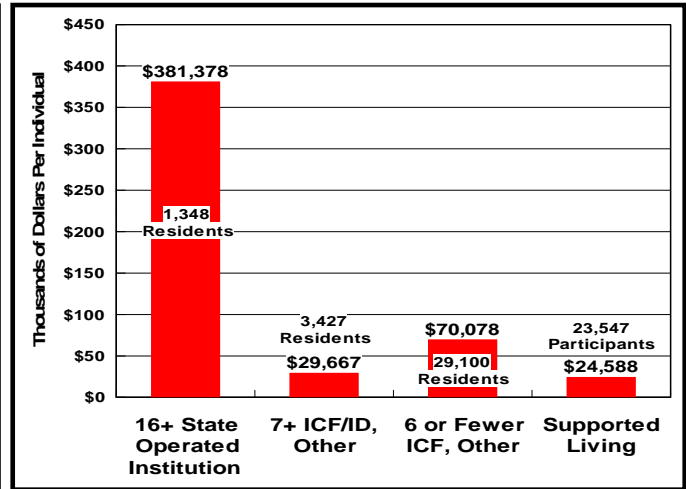
STATEOFTHESTATES.ORG

STATE OF THE STATES
IN DEVELOPMENTAL DISABILITIES

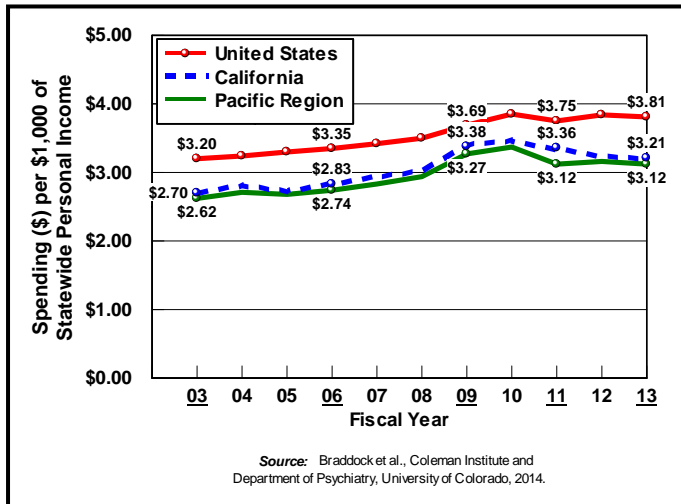
Medicaid Funds Constituted 61% of Total I/DD Services and Support Spending in California: FY 2013



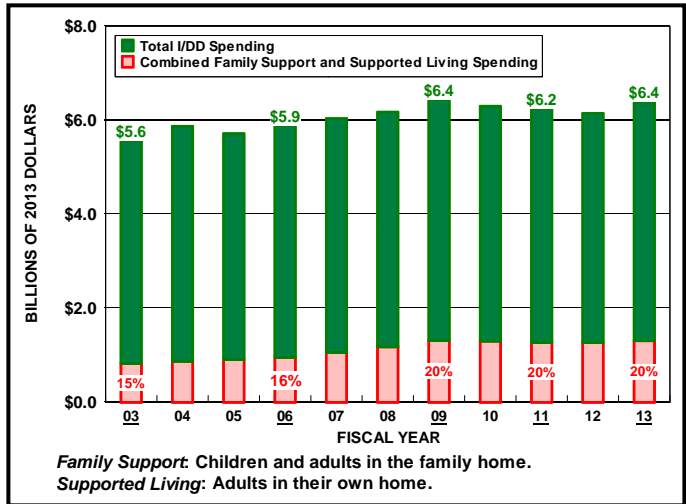
Average Cost of Care for Persons with I/DD by Residential Setting in California: FY 2013



Fiscal Effort for Community Services in California, Pacific Region and the U.S.: FY 2003-13



Public Spending in California and Percentage for Family Support and Supported Living--FY 2003-13



To Create Charts go to: [interactive](#).

For the complete six-page profile of California charts, go to: [profile](#)

SOURCE: Braddock, Hemp, Rizzolo, Tanis, Haffer, & Wu. (2015). *State of the States in Developmental Disabilities: Emerging from the Great Recession*. Boulder/Chicago: Universities of Colorado & Illinois.

Funding for this project was provided by AIDD, the Coleman Institute for Cognitive Disabilities at the University of Colorado, and the Department of Disability and Human Development at the University of Illinois at Chicago.



ADMINISTRATION ON
INTELLECTUAL AND
DEVELOPMENTAL
DISABILITIES

PROJECTS OF NATIONAL SIGNIFICANCE
COLLABORATIVE WEBSITE