

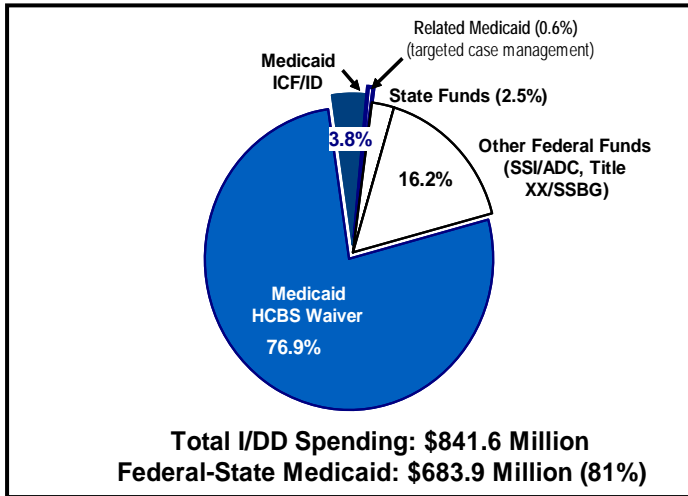
ARIZONA

STATEOFTHESTATES.ORG

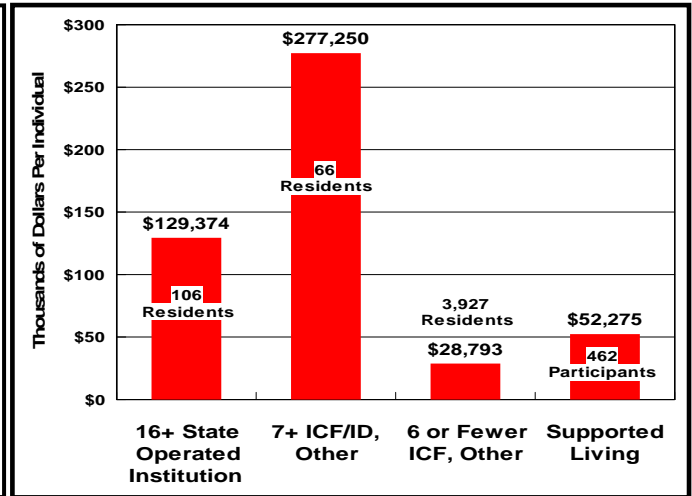


STATE OF THE STATES
IN DEVELOPMENTAL DISABILITIES

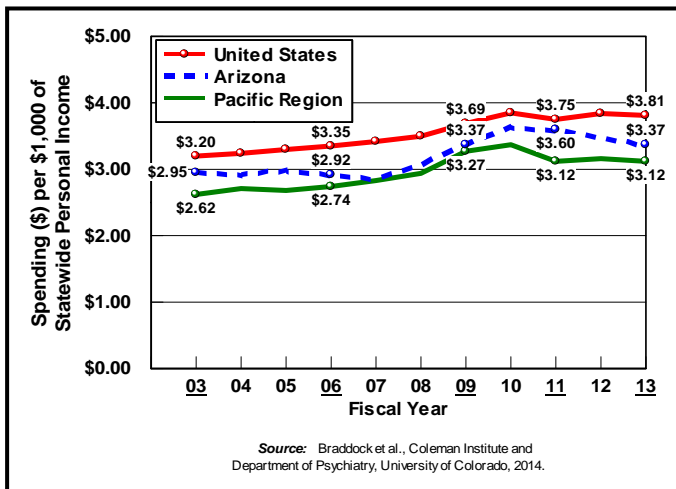
Medicaid Funds Constituted 81% of Total I/DD Services and Support Spending in Arizona: FY 2013



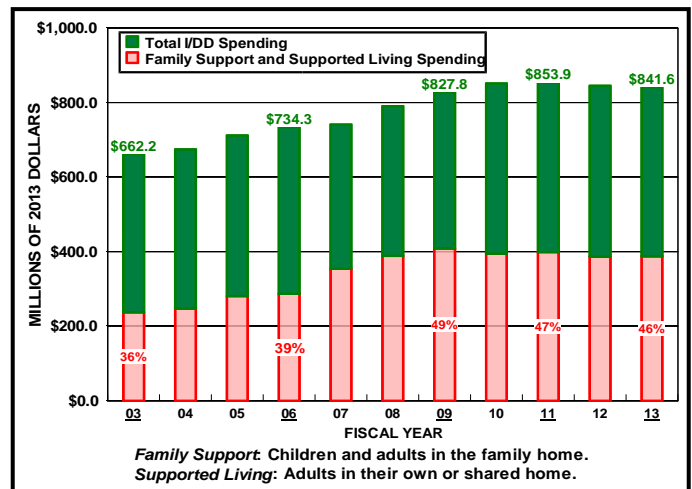
Average Cost of Care for Persons with I/DD by Residential Setting in Arizona: FY 2013



Fiscal Effort for Community Services in Arizona, Pacific Region and the U.S.: FY 2003-13



Public Spending in Arizona and Percentage for Family Support and Supported Living--FY 2003-13



To Create Charts go to: [interactive](#).

For the complete six-page profile of Arizona charts, go to: [profile](#)

SOURCE: Braddock, Hemp, Rizzolo, Tanis, Haffer, & Wu. (2015). *State of the States in Developmental Disabilities: Emerging from the Great Recession*. Boulder/Chicago: Universities of Colorado & Illinois.

Funding for this project was provided by AIDD, the Coleman Institute for Cognitive Disabilities at the University of Colorado, and the Department of Disability and Human Development at the University of Illinois at Chicago.

