

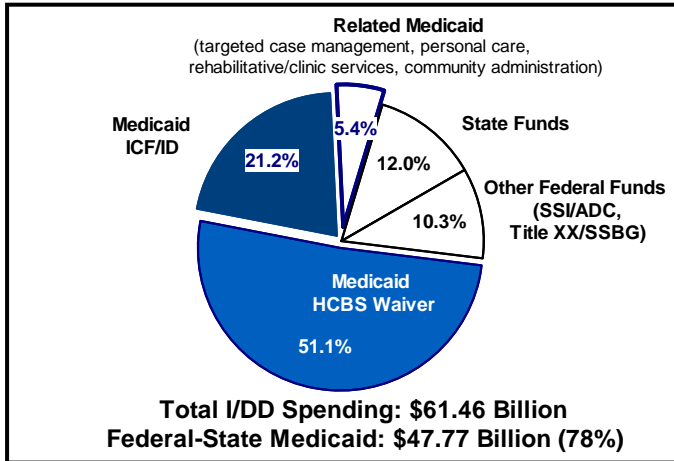
UNITED STATES

STATEOFTHESTATES.ORG



STATE OF THE STATES
IN DEVELOPMENTAL DISABILITIES

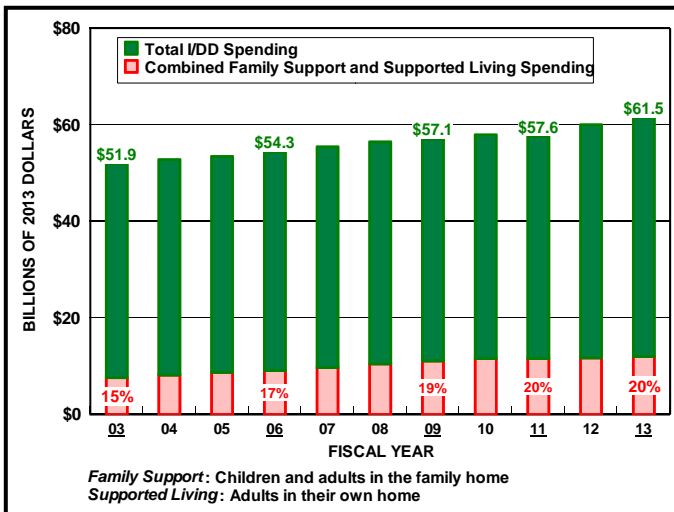
Medicaid Funds Constituted 78% of Total I/DD Services and Support Spending in the U.S.: FY 2013



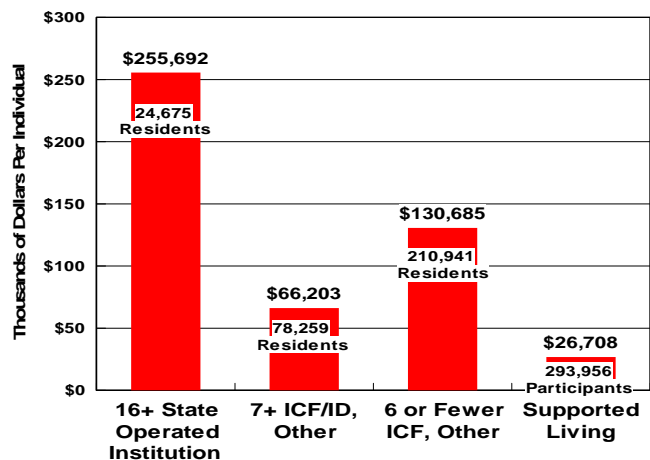
FISCAL EFFORT: Community Services Spending for Persons with I/DD Per \$1,000 of Aggregate Statewide Personal Income: FY 2013

1	New York	\$9.30	27	Nebraska	\$3.52
2	Maine	\$8.16	28	Arkansas	\$3.43
3	West Virginia	\$6.76	29	Kansas	\$3.43
4	Minnesota	\$6.59	30	Arizona	\$3.37
5	Louisiana	\$6.59	31	Tennessee	\$3.31
6	Vermont	\$6.34	32	Idaho	\$3.25
7	North Dakota	\$6.24	33	Delaware	\$3.25
8	Ohio	\$5.95	34	California	\$3.21
9	District of Columbia	\$5.82	35	North Carolina	\$3.07
10	Alaska	\$5.51	36	Maryland	\$3.06
11	Oregon	\$5.19	37	South Carolina	\$2.94
12	Indiana	\$5.16	38	Oklahoma	\$2.73
13	Pennsylvania	\$5.16	39	Washington	\$2.70
14	Rhode Island	\$5.15	40	Virginia	\$2.57
15	Wisconsin	\$5.04	41	Hawaii	\$2.57
16	Massachusetts	\$5.02	42	New Jersey	\$2.51
17	New Mexico	\$4.85	43	Georgia	\$2.16
18	Iowa	\$4.73	44	Alabama	\$2.08
19	Connecticut	\$4.57	45	Mississippi	\$2.07
20	New Hampshire	\$4.18	46	Utah	\$2.05
21	Wyoming	\$4.17	47	Illinois	\$2.01
22	Montana	\$3.99	48	Colorado	\$2.00
23	Kentucky	\$3.83	49	Texas	\$1.61
24	Missouri	\$3.79	50	Florida	\$1.58
25	Michigan	\$3.78	51	Nevada	\$1.40
26	South Dakota	\$3.72	UNITED STATES		\$3.81

Public Spending in the U.S. and Percentage for Family Support and Supported Living--FY 2003-13



Average Cost of Care Per Person by Residential Setting : U.S.: FY 2013



Funding for this project was provided by AIDD, the Coleman Institute for Cognitive Disabilities at the University of Colorado, and the Department of Disability and Human Development at the University of Illinois at Chicago.



To Create Charts go to: [interactive](#).

For the complete six-page profile of United States charts, go to: [profile](#)

SOURCE: Braddock, Hemp, Rizzolo, Tanis, Haffer, & Wu. (2015). *State of the States in Developmental Disabilities*. Boulder/Chicago: Universities of Colorado & Illinois.